



**FOCUSED  
AND  
RESOLUTE**



**FOCUSED  
AND  
RESOLUTE**



## **CORPORATE PROFILE**

Alpha Pro Tech, Ltd. (the Company) is in the business of protecting people, products and environments. The Company accomplishes this by being a leading designer, developer, manufacturer and marketer of high-value disposable protective apparel, building supply, infection control and other products for the medical, dental, cleanroom, pharmaceutical, industrial safety, construction supply and consumer markets.

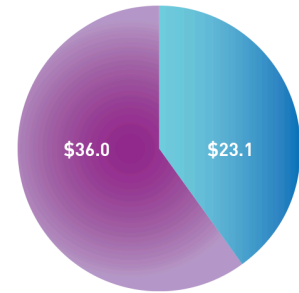
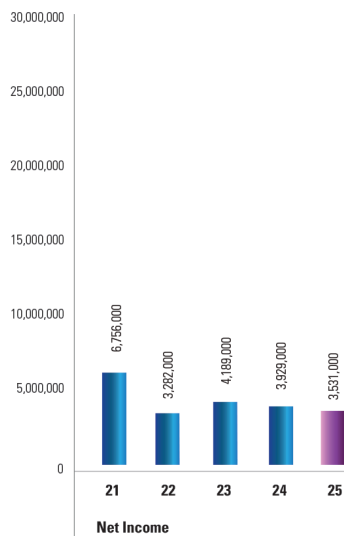
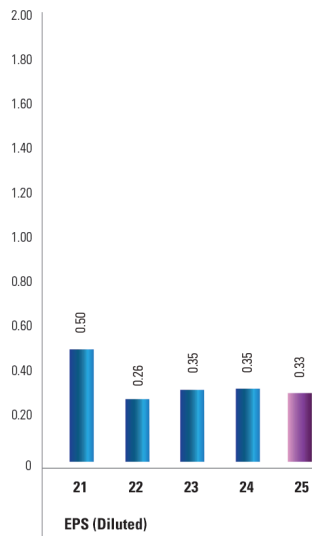
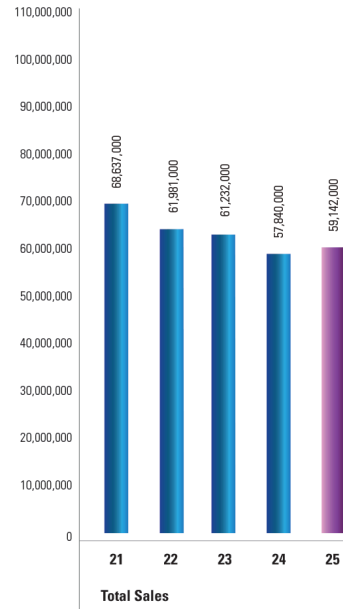
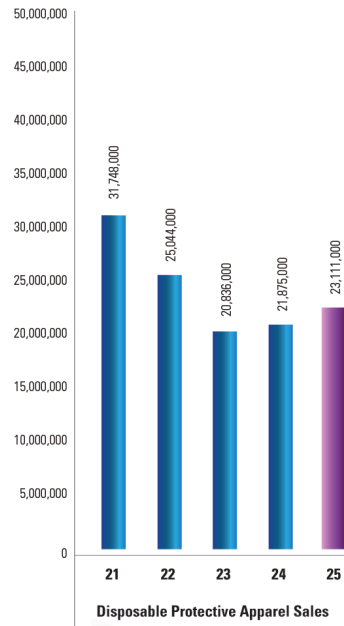
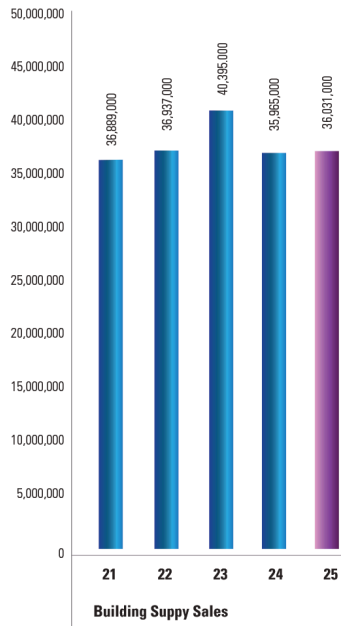
The Company's growth strategy is to provide innovative solutions to its customers and create meaningful value for its shareholders. Alpha Pro Tech has a reputation of combining extensive research and development with the highest levels of responsiveness, quality, safety and reliability.

Alpha Pro Tech's manufacturing facilities and offices are located in Arizona and Georgia in the United States, as well as in Canada and India.

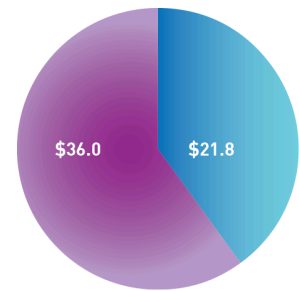
### **TABLE OF CONTENTS**

- 1 Financial Highlights
- 2 To Our Shareholders
- 4 Apparel, Masks & Shields
- 6 Building Products
- Corporate Information
- Financials

# FINANCIAL HIGHLIGHTS

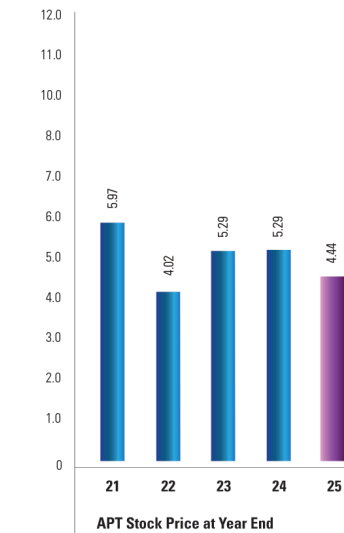
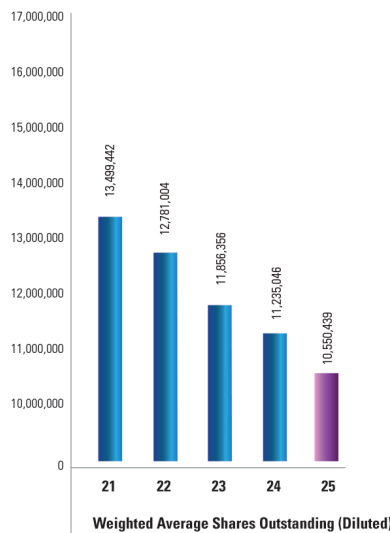


2025 BUSINESS SEGMENT SALES IN \$ MILLIONS



2024 BUSINESS SEGMENT SALES IN \$ MILLIONS

● Building Supply  
● Disposable Protective Apparel





**Lloyd Hoffman**  
President and  
Chief Executive Officer

## **TO OUR SHAREHOLDERS**

Dear Shareholders,

Fiscal year 2025 was a year defined by resilience, operational discipline, and continued execution amid a complex macroeconomic environment. While external pressures, including tariffs, housing market softness, and shifting demand patterns, affected certain areas of our performance, we strengthened our core operations and further positioned the Company for long-term growth.

### **Financial Performance**

In 2025, net sales increased 2.3% to \$59.1 million, driven primarily by growth in our Disposable Protective Apparel segment. Our Building Supply segment remained stable despite significant housing market headwinds. Income from operations rose 11.3% to \$3.8 million, reflecting strong cost control and improved efficiency. Net income declined 10.1% to \$3.5 million, largely due to much lower non-operational other income and the impact of tariffs on margins.

We ended 2025 with a strong balance sheet, including \$17.0 million in cash and working capital of \$48.5 million. During the year, we returned \$3.3 million to shareholders through our share repurchases. Our current financial position provides flexibility to support operations, invest in growth opportunities, and continue returning capital to shareholders.

### **Building Supply Segment**

Our Building Supply segment demonstrated resilience in a challenging environment, with sales increasing modestly by 0.2% to \$36.0 million. The housing market remained under pressure in 2025, with single-family housing starts declining approximately 7%.

Despite this, our core building products outperformed the broader market, declining only 3.7%. Housewrap continued to perform well, with sales increasing 2.3%, outpacing the broader market by nearly 10%. This reflects strong brand positioning, product quality, and continued market share gains. Other woven materials grew significantly, increasing 28.9%, primarily due to expanded business with a key customer. These gains were partially offset by a 10.6% decline in synthetic roof underlayment sales, which was impacted by weaker roofing demand, pricing pressure, and difficult comparisons to hurricane-driven demand in late 2024.

### **Disposable Protective Apparel Segment**

Our Disposable Protective Apparel segment was the primary growth driver in 2025, with sales increasing 5.7% to \$23.1 million. This growth was led by our disposable protective garments line of products, which increased 12.2%, with particularly strong momentum in the second half of the year. As expected, sales of pandemic-related face masks and face shields declined significantly as demand normalized. We remain confident in the long-term growth trajectory of this segment and are focused on expanding market opportunities while maintaining our leadership position.

### **Looking Ahead**

As we enter 2026, we remain cautiously optimistic. We expect continued growth in our Disposable Protective Apparel segment, particularly in sales of disposable protective garments. Performance in the Building Supply segment should improve if housing market conditions stabilize. Industry forecasts suggest potential recovery driven by lower interest rates and improved affordability, though uncertainty remains.

We also expect gross profit margin improvement as higher-cost inventory is reduced and tariff impacts normalize, although trade policy and global supply chain dynamics remain important variables.

### **Closing Thoughts**

Fiscal year 2025 demonstrated the strength and adaptability of our business. We successfully navigated external challenges while improving operational performance and maintaining a strong financial foundation.

We remain committed to delivering high-quality products, expanding market opportunities, and creating long-term value for our shareholders.

On behalf of the Board of Directors and the Alpha Pro Tech team, I thank you for your continued support.

Sincerely,

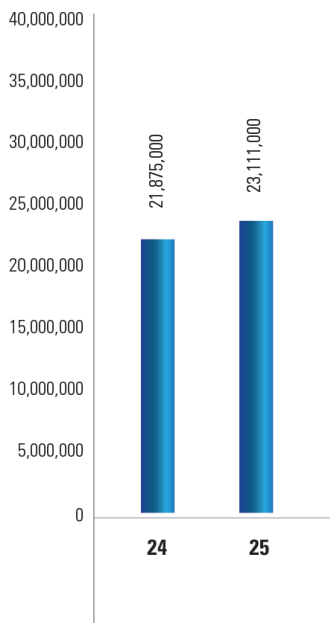
Lloyd Hoffman  
President and  
Chief Executive Officer

# APPAREL, MASKS & SHIELDS

In a turbulent 2025, the Disposable Protective Apparel segment gained significant sales momentum early in Q3 that continued throughout 2025, achieving many of our sales goals. This increase was primarily driven by our disposable protective garment sales. Notwithstanding the challenges presented by tariffs, we remained resilient and steadfast, and many of the products in this category, including shoe covers and coveralls, exceeded our planned forecast. We will work to build on this progress and uncover new growth opportunities with all our customers!

Our results in the face mask and face shield sales for 2025 were below expectations. It was not for a lack of effort, as we offered multiple promotions and pricing incentives to turn the tide. We will aggressively market our face masks and face shields, incentivize our customers and work diligently toward a better 2026, regardless of the ongoing challenges in this segment. Face masks and face shields continue to be important parts of our Disposable Protective Apparel segment. In addition, our inventory position and manufacturing capacity is on solid ground, and a sizable percentage of our products in this category are not burdened by tariffs.

We will continue to deliver our high-quality products and remain agile and responsive to our customers. Our goal is straightforward: to remain resilient through any and all challenges in an effort to maintain our leadership position and differentiate Alpha Pro Tech in the disposable protective apparel marketplace.



Disposable Protective Apparel Segment Sales



**RESILIENT  
THROUGH  
CHALLENGES**



**Alpha Pro Tech garments are available in a wide selection of materials and configurations to protect the wearer as needed.**

# BUILDING PRODUCTS

In 2025, the single-family homebuilding market faced sustained and meaningful headwinds. Elevated interest rates continued to pressure affordability, global tariff implementations disrupted supply chains, and weaker storm seasons reduced re-roof demand across key regions. According to the U.S. Census Bureau, single-family housing starts declined in 2025, reflecting the broader slowdown in residential construction activity. Distribution partners responded decisively, reducing inventory levels to preserve liquidity and manage risk.

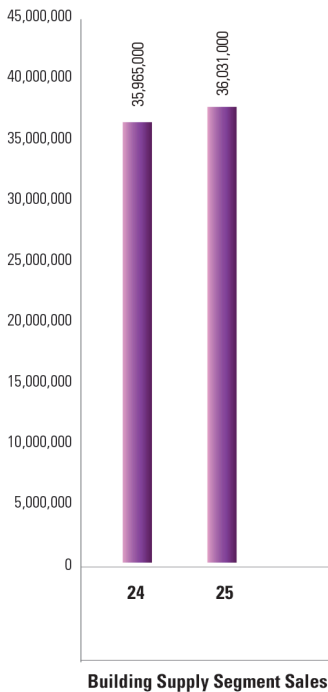
These were not isolated pressures. They were systemic challenges that tested discipline, planning, and long-term conviction across the industry.

Yet in the face of contraction, our Building Supply segment remained resilient.

In our house wrap product line, despite industry contraction, we outperformed the market. We exceeded broader market performance, driven by three enduring strengths: product quality, system-based solutions and warranties that provide value and confidence. These strengths translated into tangible results.

The Asphalt Roofing Manufacturers Association also reported a substantial weakening, compared to 2024. Despite macroeconomic volatility and industry-wide shipment declines, we maintained our market share within the roofing segment in 2025. This performance was not accidental. It was the result of deliberate strategic positioning and disciplined execution. Our ability to deliver reliable supply and responsive service reinforced our standing with distribution partners and contractors alike.

Our focus remains on supporting long-term building integrity and advancing the markets we serve. Whether through enhanced system solutions, expanded warranty programs, or targeted product innovation, we are committed to helping customers navigate complexity with confidence.



**CHALLENGING  
TIMES,  
UNWAVERING  
COMMITMENT**

**From single family to  
multi-family developments,  
our system has you covered  
in every direction, from the  
walls to the roof.**

UNITED STATES  
SECURITIES AND EXCHANGE COMMISSION  
Washington, D.C. 20549

**FORM 10-K**

**Annual Report Pursuant to Section 13 or 15(d) of the Securities Exchange Act of 1934**  
For the fiscal year ended December 31, 2025

or  
 **Transition Report Pursuant to Section 13 or 15(d) of the Securities Exchange Act of 1934**  
For the transition period from \_\_\_\_\_ to \_\_\_\_\_

Commission file number: 001-15725

**ALPHA PRO TECH, LTD.**

(Exact Name of Registrant as Specified in Its Charter)

Delaware  
(State or Other Jurisdiction of Incorporation or Organization)

63-1009183  
(I.R.S. Employer Identification No.)

53 Wellington Street East, Aurora Ontario, L4G 1H6  
(Address of Principal Executive Offices, including zip code)

Registrant's telephone number, including area code: 905-479-0654

Securities registered pursuant to Section 12(b) of the Act:

| Title of each class               | Trading Symbol(s) | Name of each exchange on which registered |
|-----------------------------------|-------------------|---|
| Common Stock,<br>\$0.01 par value | APT               | NYSE American                             |

Securities registered pursuant to Section 12(g) of the Act: None

Indicate by check mark if the registrant is a well-known seasoned issuer, as defined in Rule 405 of the Securities Act. Yes  No

Indicate by check mark if the registrant is not required to file reports pursuant to Section 13 or Section 15(d) of the Act. Yes  No

Indicate by check mark whether the registrant (1) has filed all reports required to be filed by Section 13 or 15(d) of the Securities Exchange Act of 1934 during the preceding 12 months (or for such shorter period that the registrant was required to file such reports), and (2) has been subject to such filing requirements for the past 90 days. Yes  No

Indicate by check mark whether the registrant has submitted electronically every Interactive Data File required to be submitted pursuant to Rule 405 of Regulation S-T (§ 232.405 of this chapter) during the preceding 12 months (or for such shorter period that the registrant was required to submit such files). Yes  No

Indicate by check mark whether the registrant is a large accelerated filer, an accelerated filer, a non-accelerated filer, a smaller reporting company, or emerging growth company. See the definitions of "large accelerated filer," "accelerated filer," "smaller reporting company," and "emerging growth company" in Rule 12b-2 of the Exchange Act:

Large accelerated filer

Accelerated filer

Non-accelerated filer

Smaller reporting company

Emerging growth company

If an emerging growth company, indicate by check mark if the registrant has elected not to use the extended transition period for complying with any new or revised financial accounting standards provided pursuant to Section 13(a) of the Exchange Act.

Indicate by check mark whether the registrant has filed a report on and attestation to its management's assessment of the effectiveness of its internal control over financial reporting under Section 404(b) of the Sarbanes-Oxley Act (15 U.S.C. 7262(b)) by the registered public accounting firm that prepared or issued its audit report.

If securities are registered pursuant to Section 12(b) of the Act, indicate by check mark whether the financial statements of the registrant included in the filing reflect the correction of an error to previously issued financial statements.

Indicate by check mark whether any of those error corrections are restatements that required a recovery analysis of incentive-based compensation received by any of the registrant's executive officers during the relevant recovery period pursuant to § 240.10D-1(b).

Indicate by check mark whether the registrant is a shell company (as defined in Rule 12b-2 of the Act). Yes  No

The aggregate market value of voting stock held by non-affiliates of the registrant as of June 30, 2025, was \$41,284,738.

As of March 1, 2026, the registrant had outstanding 10,185,427 shares of common stock.

**DOCUMENTS INCORPORATED BY REFERENCE**

Portions of the registrant's definitive Proxy Statement for the 2026 Annual Meeting of Shareholders are incorporated by reference into Part III of this Form 10-K.

**ALPHA PRO TECH, LTD.**  
**INDEX TO ANNUAL REPORT ON FORM 10-K**

|  | Page      |
|--|-----------|
| Special Note Regarding Forward-Looking Statements .....  | 3         |
| Special Note Regarding Smaller Reporting Company Status .....  | 3         |
| <b>PART I: .....</b>   | <b>3</b>  |
| Item 1. Business .....   | 3         |
| General.....   | 3         |
| Business .....   | 3         |
| Strategy .....   | 4         |
| Products .....   | 4         |
| Markets .....  | 5         |
| Distribution .....   | 5         |
| Financial Information About Geographic Areas .....   | 6         |
| Manufacturing .....  | 6         |
| Competition .....  | 7         |
| Regulatory Requirements .....  | 7         |
| Patents and Trademarks .....   | 7         |
| Human Capital.....   | 7         |
| Available Information .....  | 8         |
| Item 1A. Risk Factors .....  | 8         |
| Item 1B. Unresolved Staff Comments .....   | 12        |
| Item 1C. Cybersecurity .....   | 12        |
| Item 2. Properties .....   | 14        |
| Item 3. Legal Proceedings .....  | 14        |
| Item 4. Mine Safety Disclosures .....  | 14        |
| <b>PART II: .....</b>  | <b>14</b> |
| Item 5. Market for Registrant’s Common Equity, Related Shareholder Matters and Issuer Purchases of Equity Securities ..... | 14        |
| Item 6. (Reserved).....  | 15        |
| Item 7. Management’s Discussion and Analysis of Financial Condition and Results of Operations .....                        | 15        |
| Item 7A. Quantitative and Qualitative Disclosures About Market Risk .....  | 22        |
| Item 8. Financial Statements and Supplementary Data .....  | 22        |
| Item 9. Changes in and Disagreements with Accountants on Accounting and Financial Disclosure .....                         | 45        |
| Item 9A. Controls and Procedures .....   | 45        |
| Item 9B. Other Information .....   | 45        |
| Item 9C. Disclosure Regarding Foreign Jurisdictions that Prevent Inspections.....  | 46        |
| <b>PART III: .....</b>   | <b>46</b> |
| Item 10. Directors, Executive Officers and Corporate Governance .....  | 46        |
| Item 11. Executive Compensation .....  | 46        |
| Item 12. Security Ownership of Certain Beneficial Owners and Management and Related Shareholder Matters .....              | 46        |
| Item 13. Certain Relationships and Related Transactions, and Director Independence .....                                   | 47        |
| Item 14. Principal Accountant Fees and Services .....  | 47        |
| <b>PART IV: .....</b>  | <b>47</b> |
| Item 15. Exhibits and Financial Statement Schedules .....  | 47        |
| Item 16. Form 10-K Summary.....  | 47        |
| Exhibit Index .....  | 48        |
| Signatures .....   | 50        |

## PART I

### SPECIAL NOTE REGARDING FORWARD-LOOKING STATEMENTS

This Annual Report on Form 10-K contains forward-looking statements that are made pursuant to the “safe harbor” provisions of the Private Securities Litigation Reform Act of 1995. Forward-looking statements involve risks, uncertainties and assumptions as described from time to time in registration statements, annual reports and other periodic reports and filings of the Company (as defined below) filed with the Securities and Exchange Commission (“SEC”). Forward-looking statements include statements concerning our plans, objectives, goals, strategies, future events, future revenues or performance, capital expenditures, financing needs, plans or intentions, including, without limitation, our expected orders, new products, production levels and sales in 2026 and other information that is not historical information. All statements, other than statements of historical facts that address the Company’s expectations of sources of capital or that express the Company’s expectations for the future with respect to financial performance or operating strategies or results can be identified as forward-looking statements. As a result, there can be no assurance that the Company’s future results will not be materially different from those described herein as “expected,” “anticipated,” “forecasted,” “estimated,” “believed,” “predicted,” “intended,” “planned,” “potential,” “may,” “continue” or “should,” or using variations of such words or similar expressions, which reflect the current views of the Company with respect to future events. We caution readers that these forward-looking statements speak only as of the date hereof. The Company hereby expressly disclaims any obligation or undertaking to release publicly any updates or revisions to any such statements to reflect any change in the Company’s expectations or any change in events, conditions or circumstances on which such statements are based.

Any expectations based on these forward-looking statements are subject to risks and uncertainties. These risks and other factors include, but are not limited to, those listed in this report under “Risk Factors,” “Management’s Discussion and Analysis of Financial Condition and Results of Operations,” and elsewhere in this report. These and many other factors could affect the Company’s future operating results and financial condition and could cause actual results to differ materially from expectations based on forward-looking statements made in this document or elsewhere by the Company or on its behalf.

### SPECIAL NOTE REGARDING SMALLER REPORTING COMPANY STATUS

We are filing this Annual Report on Form 10-K as a “smaller reporting company” (as defined in Rule 12b-2 of the Securities Exchange Act of 1934, as amended) based on our public float (the aggregate market value of our common stock equity held by non-affiliates of the Company) as of the last business day of our second fiscal quarter of 2025. As a result of being a smaller reporting company, we are not required to provide certain disclosure in this Annual Report on Form 10-K. Where information is being omitted or reduced in this Annual Report on Form 10-K based on our smaller reporting company status, we have made a special notation herein.

#### Item 1. Business.

##### GENERAL

ALPHA PRO TECH, LTD. (“Alpha Pro Tech,” the “Company,” “we,” “our” or “us”) is the parent company of Alpha Pro Tech, Inc. and Alpha ProTech Engineered Products, Inc. The Company was incorporated in the State of Delaware on July 1, 1994, as a successor to a business that was organized in 1983. Our executive offices are located at 53 Wellington Street East, Aurora, Ontario, Canada L4G 1H6, and our telephone number is (905) 479-0654. Our website is located at [www.alphaprotech.com](http://www.alphaprotech.com).

The Company continued to qualify as a smaller reporting company at the measurement date for determining such qualification during 2025. According to the disclosure requirements for smaller reporting companies, the Company has included consolidated balance sheets as of December 31, 2025 and 2024, and consolidated statements of income, comprehensive income, shareholders’ equity and cash flows for each of the two years in the period ended December 31, 2025.

##### BUSINESS

Alpha Pro Tech is in the business of protecting people, products and environments. We accomplish this by developing, manufacturing and marketing a line of high-value, disposable protective apparel and infection control products for the cleanroom, industrial, pharmaceutical, medical and dental markets through our wholly-owned subsidiary, Alpha Pro Tech, Inc. We also manufacture a line of building supply construction weatherization products through our wholly-owned subsidiary, Alpha ProTech Engineered Products, Inc. Our products are sold under the Alpha Pro Tech brand name, as well as under private label.

Our products are grouped into two business segments: (1) the Building Supply segment, consisting of construction weatherization products, such as housewrap, housewrap accessories including window and door flashing and seam tape, synthetic roof underlayment and synthetic roof underlayment accessories, as well as other woven materials; and (2) the Disposable Protective Apparel segment, consisting of disposable protective garments (including shoe covers, bouffant caps, coveralls, gowns, frocks and lab coats), face masks and face shields. All financial information presented in this report reflects the current segmentation.

## STRATEGY

Our principal strategy focuses on developing, producing and marketing differentiated, innovative high value products that protect people, products and environments. Our key sales growth strategies are based on communicating directly with end users and developing innovative products to suit individual end users' needs.

Our products are used primarily in cleanrooms, industrial safety manufacturing environments and health care facilities, such as hospitals, laboratories and dental offices, as well as residential and multi-family building and re-roofing sites. Our products are distributed principally in the United States of America ("United States" or "U.S.") through a network consisting of purchasing groups, national distributors, local distributors, independent sales representatives, and our own sales and marketing force.

## PRODUCTS

Our principal products are grouped into two business segments:

### **Building Supply:**

- Housewrap
- Housewrap accessories: window and door flashing and seam tape
- Synthetic roof underlayment
- Synthetic roof underlayment accessories: self-adhered roof underlayment
- Other woven material

### **Disposable Protective Apparel:**

- Shoecovers
- Bouffant caps
- Gowns
- Coveralls
- Lab coats
- Frocks
- Face masks
- Face shields

### **Building Supply**

The Building Supply segment consists of a line of construction supply weatherization products, namely housewrap, housewrap accessories, synthetic roof underlayment and synthetic roof underlayment accessories, as well as other woven material. This line of products is a natural extension of our core capabilities: creating proprietary products designed to protect people and environments.

The usage of these construction supply weatherization products offers great advantages in decreasing the time that it takes to construct a home, as well as reducing costs. The housewrap, under the trademark REX™, offers a weather resistant barrier and, to the homeowner, years of lower energy consumption. REX Wrap® and REX Wrap Plus® are woven and coated polypropylene micro perforated weather resistant barriers, and REX™ Wrap Fortis with JX ALTA 360° Drainage Technology™ is a one-of-a-kind breathable product that uniquely enables the drainage of water in every direction to protect buildings from the elements much better, we believe, than a traditional housewrap, while decreasing job site material waste, simplifying installation to reduce labor and allowing fewer products to be carried onto the job site. Our housewrap accessories include REXTREME Window and Door Flashing, which provides a tight seal from air and moisture around windows and doors and REX™ Premium Seam Tape which is a high-strength film that helps to seal all seams on housewrap applications.

The proprietary synthetic roof underlayment, REX SynFelt®, has the ability to resist the environment, as opposed to conventional organic roofing underlayment that is prone to rapid degradation and mold growth. We also manufacture and distribute REX TECHNOply® and TECHNO SB®, economy versions of our synthetic roof underlayment, to capture market share in the lower end of the market. These products are manufactured in our manufacturing facility in Valdosta, Georgia and through our joint venture in India, as described in more detail below under "Manufacturing." Our synthetic roof underlayment accessories consist of our self-adhered TECHNOplus which provides an additional layer of protection and aids in prevention of damage caused by ice dams and wind driven rain, and REX Ultra HT which is designed to deal with roofing's most demanding installation conditions and high temperature applications.

### **Disposable Protective Apparel**

The Disposable Protective Apparel segment consists of a complete line of disposable protective garments (shoecovers, bouffant caps, coveralls, gowns, frocks and lab coats), as well as face masks and face shields.

Our goal in the design and manufacture of all our disposable protective garments is to keep the wearer cool, clean and comfortable and to provide the right level of protection for the wearer and the wearer's environment. To achieve this, we offer a comprehensive selection of materials and garment designs to meet a wide range of application requirements. Our materials are clean and durable and offer the wearer a great comfort level. Our products are offered using proprietary materials such as ChemTech®, BarrierTech®, ComforTech®, AlphaGuard®, GenPro®, UltraGrip™, SafeStep®, MaxGrip®, AquaTrak®, SureGrip®, NuTech® and NaviTrak®.

The vast majority of the disposable protective garments are manufactured through our joint venture in India, and, to a much lesser extent, by other contract manufacturers in Asia and Mexico, as described in more detail below under "Manufacturing." Certain proprietary products are made using materials supplied by us.

Our face masks come in a wide variety of filtration efficiencies and styles. Our patented Positive Facial Lock® feature provides a custom fit to the face to prevent blow-by for better protection. The term "blow-by" is used to describe the potential for infectious material to enter or escape a face mask without going through the filter as a result of gaps or openings in the face mask. Our Magic Arch® feature holds the mask away from the nose and mouth, creating a comfortable breathing chamber.

Our N-95 Particulate Respirator National Institute for Occupational Safety and Health ("NIOSH") approved face mask, which incorporates both the Positive Facial Lock® feature and the Magic Arch® feature, has historically experienced increased demand during outbreaks of infectious disease, such as SARS in 2003, Bird Flu in 2006, H1N1 in 2009 and COVID-19 in 2020, to combat the spread of these diseases.

All eye shields are made from an optical-grade polyester film and have a permanent anti-fog feature. This provides the wearer with extremely lightweight, distortion-free protection that can be worn for hours, and the eye shields will not fog up from humidity and/or perspiration. An important feature of all face masks and eye and face shields is that they are disposable, which eliminates the possibility of cross infection between patients and saves consumers, such as hospitals, the expense of sterilization after every use.

As described in more detail below under "Manufacturing," our face masks are primarily manufactured in our facility in Nogales, Arizona. Our eye shields are also produced in our facility in Nogales, Arizona and assembled by a subcontractor in Mexico.

All of our disposable protective apparel products, including face masks and face shields, are sold through similar distribution channels, are single-use and disposable, have the purpose of protecting people, products and environments, and have to be produced in Food and Drug Administration ("FDA") approved facilities, regardless of the market served.

The Company's products are sold under the "Alpha Pro Tech" brand name and under private label, and they are predominantly sold in the U.S.

Financial information related to the two segments can be found in Note 14 to our consolidated financial statements.

## **MARKETS**

Our products are sold to the following markets: (i) construction weatherization products (building supply products) are sold to construction supply and roofing distributors, and (ii) disposable protective apparel products are sold to the industrial, cleanroom, medical and dental markets.

Our target customers are construction building supply and roofing distributors; companies in pharmaceutical manufacturing, bio-pharmaceutical manufacturing, medical device manufacturing, lab animal research, and high technology electronics manufacturing (which includes the semi-conductor market); and medical and dental distributors.

## **DISTRIBUTION**

We rely primarily on a network of independent distributors for the sale of our products. We generally do not have a material amount of backlog orders, as orders are usually placed for shipment and shipped within 30 days. Appropriate levels of inventories are maintained to supply distributors on a timely basis. From time to time, we will stockpile inventory for periods of unusually high demand.

Disruptions in the supply chain have created occasional backlogs of unfulfilled orders for our personal protective equipment ("PPE") products and certain of our building supply products, and uncertainty in the timing of deliveries and fulfillment of backlogged orders can occur from time to time.

Standard payment terms are net 30 days from the date of shipment. All pricing and payment for our products are in U.S. dollars. Authorized returns must be unopened, in good condition and in the original carton and may be returned within 90 days of the original date of shipment. All authorized returns are subject to a restocking fee of 20% of the original invoice.

## FINANCIAL INFORMATION ABOUT GEOGRAPHIC AREAS

The following table summarizes the Company's net sales by geographic region for the Company's last two years. All amounts have been rounded to the nearest thousand.

|                                | Years Ended December 31, |                      |
|--------------------------------|--------------------------|----------------------|
|                                | 2025                     | 2024                 |
| Net sales by geographic region |                          |                      |
| United States                  | \$ 58,527,000            | \$ 57,211,000        |
| International                  | 615,000                  | 629,000              |
| Consolidated net sales         | <u>\$ 59,142,000</u>     | <u>\$ 57,840,000</u> |

Net sales by geographic region are based on the countries in which our customers are located. International sales include sales primarily to Canada and Costa Rica during both 2025 and 2024. All sales are in U.S. dollars. For the years ended December 31, 2025 and 2024, the Company did not generate sales from any single country, except the United States, that were significant to the Company's consolidated net sales.

The following table summarizes the locations of the Company's long-lived assets by geographic region as of December 31, 2025 and 2024.

|   | As of December 31,  |                     |
|---|---------------------|---------------------|
|   | 2025                | 2024                |
| Long-lived assets, net by geographic region |                     |                     |
| United States                               | \$ 6,953,000        | \$ 7,325,000        |
| International                               | 1,281,000           | 1,195,000           |
| Consolidated total long-lived assets, net   | <u>\$ 8,234,000</u> | <u>\$ 8,520,000</u> |

## MANUFACTURING

Our wholly-owned subsidiary, Alpha ProTech Engineered Products, Inc., manufactures and distributes a line of construction weatherization products for the Building Supply segment, comprised primarily of housewrap, housewrap accessories, synthetic roof underlayment and synthetic roof underlayment accessories. Alpha ProTech Engineered Products, Inc. operates in a 165,400 square foot facility in Valdosta, Georgia.

Alpha ProTech Engineered Products, Inc. has a 41.66% ownership interest in a joint venture with Maple Industries and associates, a manufacturer in India, for the production of Building Supply segment products, such as housewrap and synthetic roof underlayment products, in a semi-finished state, and the production of Disposable Protective Apparel segment products. The name of the joint venture is Harmony Plastics Private Limited ("Harmony"). For a description of our relationship with Harmony, see Note 6 to our consolidated financial statements. Harmony has four facilities in India, three owned and one rented. The owned facilities consist of (i) a 139,000 square foot building for use in the manufacturing of building products, (ii) a 121,000 square foot facility for use in the manufacturing of coated material and the sewing of proprietary disposable protective apparel, and (iii) a 23,000 square foot facility for use in the sewing of proprietary disposable protective apparel. The rented building is a 159,000 square foot facility for use in the manufacturing of Building Supply segment products.

We manufacture, cut, warehouse and ship disposable protective apparel products and face shields in a 137,500 square foot facility in Nogales, Arizona. The majority of the apparel products are manufactured by contract manufacturers in Asia and, to a much lesser extent, the face shields are manufactured by a contract manufacturer in Mexico. These goods are manufactured pursuant to our specifications and quality assurance guidelines. Certain proprietary products are being made in Asia using materials supplied by us.

We have encountered over the last several years a number of constraints within our supply chain due to raw material and labor shortages, as well as shipping delays. At times, these constraints have limited our ability to satisfy customer demand. Although we continue to work to alleviate these supply chain issues by securing additional supply sources, in the event of subsequent shutdowns, shortages or delays, our production and sales could be further impacted. Our business is not subject to significant seasonal considerations, although it is necessary for us to have adequate raw materials and finished inventory in stock.

## COMPETITION

We face substantial competition from numerous companies, including many companies with greater marketing and financial resources. Our major competitors in the construction supply weatherization market are DuPont and Berry Global for housewrap and Owens Corning and GAF for synthetic roof underlayment. Our major competitor in the medical and dental markets is Kimberly-Clark Corporation of Fort Worth, Texas. Other large competitors include 3M Company, Johnson & Johnson, White Knight Engineered Products (Precept Medical Products, Inc.), Cardinal Health, Inc. and Medline Industries Inc. Our major competitors in the industrial and cleanroom market are our former largest distributor, VWR International, LLC, Kimberly-Clark Corporation, 3M Company, Kappler, Inc., DuPont and Allegiance Healthcare Corporation. VWR International, LLC, Cardinal Health, Inc. and Medline Industries Inc. are also distributors of our products. The principal methods and elements of competition include brand recognition and loyalty, product innovation, quality and performance, price, and marketing and distribution capabilities. We believe that we have been able to compete successfully, driven by the combination of our brand and product dependability and quality, manufacturing capabilities, and product innovations, as well as on the breadth of our offerings to customers.

For additional discussion of the competitive environment in which we conduct our business, see Part I, Item 1A, “Risk Factors – Risks Related to Our Industry.”

## REGULATORY REQUIREMENTS

We are not required to obtain regulatory approval from the U.S. FDA with respect to the sale of our products. Our products are, however, subject to prescribed good manufacturing practices as defined by the FDA, and our manufacturing facilities are inspected by the FDA every two years to ensure compliance with such good manufacturing practices. We produce and sell an N-95 Particulate Respirator face mask that meets the Occupational Safety and Health Administration (“OSHA”) respirator guidelines and has been approved by the National Institute for Occupational Safety and Health (“NIOSH”). This product is designed to help prevent the inhalation of the tuberculosis bacteria.

Our operations are subject to federal, state and local laws, regulations and ordinances relating to various environmental, health and safety matters. We believe that our operations are in compliance with, or we are taking actions designed to ensure compliance with, these laws, regulations, and ordinances. However, the nature of our operations exposes us to the risk of claims concerning non-compliance with environmental, health, and safety laws or standards, and there can be no assurance that material costs or liabilities will not be incurred in connection with those claims. We are not currently named as a party in any judicial or administrative proceeding relating to environmental, health, and safety matters, and we currently have no anticipated capital expenditures for environmental projects that are expected to have a material effect on our financial condition, results of operations or liquidity.

## INTELLECTUAL PROPERTY

### Patents and Trade Secrets

Until recently, we had ten United States patents relating to several of our products and a United States patent on a method to fold and put on sterile garments. We also rely on trade secrets and proprietary know-how to maintain and develop our commercial position. The United States patents issued expired in 2024 and cannot be extended.

### Trademarks

Many of our products are sold under various trademarks and trade names, including Alpha Pro Tech and several others listed under “Products” above. We believe that many of our trademarks and trade names have significant recognition in our principal markets, and we take customary steps to register or otherwise protect our rights in our trademarks and trade names.

## HUMAN CAPITAL

As of March 2, 2026, we had 122 full-time employees and one part-time employee, including 19 employees at our principal executive office in Aurora, Ontario, Canada; 39 employees at our Disposable Protective Apparel segment facility in Nogales, Arizona; 46 employees at our Building Supply segment facility in Valdosta, Georgia; 17 employees on our sales and marketing team, located in various areas throughout the United States; and 1 employee in China.

None of our employees are subject to collective bargaining agreements. We have had no labor-related work stoppages, and we believe that our relations with our employees are good.

### *Workplace Health and Safety*

The health, safety, and wellness of our employees is a priority in which we have always invested, and we will continue to do so. The Company maintains a variety of programs to reduce and eliminate injuries and promote safety and regularly measures progress against

those programs. These programs promote personal responsibility for workplace safety and encourage associates to set a meaningful example as safety ambassadors.

### ***Company Culture***

We strive to foster a culture where mutual respect, inclusive behavior, and dignity are core to our individual expectations. We remain committed to fostering an inclusive environment in which our differing backgrounds, life experiences, and perspectives join to positively impact the communities in which we live and serve. We do this by leading with inclusion and empowering everyone to do their best work as their most authentic selves. We are united by our collective purpose and common set of organizational values that are core to our mission and culture.

### **AVAILABLE INFORMATION**

We make available free of charge on our Internet website (<http://www.alphaprotech.com>) our most recent Annual Report on Form 10-K, our Quarterly Reports on Form 10-Q filed since our most recent Annual Report on Form 10-K, any current reports on Form 8-K furnished or filed since our most recent Annual Report on Form 10-K and any amendments to such reports, as well as our most recent proxy statement, as soon as reasonably practicable following the electronic filing of such documents with the SEC. These filings are also available on the SEC's website (<http://www.sec.gov>).

The Company is not including the information contained on or available through its website as a part of, or incorporating such information into, this Annual Report on Form 10-K.

### **Item 1A. Risk Factors.**

Making or continuing an investment in common stock issued by the Company involves certain risks that you should carefully consider. The risks and uncertainties described below are not the only risks that may have a material adverse effect on the Company. Additional risks and uncertainties also could adversely affect our business and our results. If any of the following risks actually occur, our business, financial condition and results of operations could be negatively affected, the market price of our common stock could decline, and you could lose all or a part of your investment. Further, to the extent that any of the information contained in this Annual Report on Form 10-K constitutes forward-looking statements, the risk factors set forth below also are cautionary statements identifying important factors that could cause the Company's actual results to differ materially from those expressed in any forward-looking statements made by or on behalf of the Company.

#### **Risks Related to our Unconsolidated Affiliate Operations in India and Foreign Currency Translations**

##### **Our unconsolidated affiliate operations in India expose us to foreign currency exchange risks.**

Our unconsolidated affiliate operations are in India, so we are impacted by changes in foreign currency exchange rates. We determine the functional currency of our joint venture based upon the primary currency used to generate and expend cash, which is the currency of the country in which the joint venture is located. For joint ventures with functional currencies other than the U.S. dollar, our investment in that joint venture is translated into U.S. dollars using period-end exchange rates. The resulting foreign currency translation gains or losses are deferred as accumulated other comprehensive loss ("AOCL") and reclassified to earnings only upon sale or liquidation of that business.

##### **Our joint venture, as well as any additional joint ventures, may present risks.**

We currently participate in a joint venture in India and may in the future enter into joint ventures with other companies or enterprises in international markets, including joint ventures in which we may have a lesser degree of control over the business operations, which may expose us to additional operational, financial, legal or compliance risks. We may be dependent on a joint venture counterparty for product distribution, local market knowledge or other resources. If we are unable to effectively cooperate with joint venture partners, or any joint venture partner fails to meet its obligations under the joint venture arrangement, encounters financial difficulty, or elects to alter, modify or terminate the relationship, we may be unable to achieve our objectives and our results of operations may be negatively impacted thereby. Furthermore, as the joint venture is in a foreign country, social and economic events in that country could also affect the value of our investment and our ability to conduct business in that country.

#### **Risks Related to Our Industry**

##### **The loss of any large customer or a reduction in orders from any large customer could reduce our net sales and harm our operating results.**

Large purchases by a relatively limited number of customers have accounted for a significant portion of our revenue. For example, sales to one customer represented 24%, and 20% of our total revenue, and sales to another customer represented 15% and 15% of our total revenue for the years ended December 31, 2025 and 2024, respectively. We have experienced unpredictability in the timing of orders

from our large customers primarily due to the overall complexity of these large orders and changes in demand specific to these customers. We sometimes provide more favorable terms and conditions to large customers than we typically do to other customers, which may reduce gross margins for the period in which such sales occur. In addition, our largest customer accounted for 53% and 36% of our accounts receivable as of December 31, 2025 and 2024, respectively. Our customers are not contractually obligated to purchase any fixed quantities of products, and they may stop placing orders with us at any time. We are subject to the risk of losing large customers or incurring significant reductions in sales to these customers.

**We rely on suppliers and contractors, and our business could be seriously harmed if these suppliers and contractors are not able to meet our requirements.**

We rely on a limited number of suppliers and contractors for the manufacture of our products. If we lose the services of these key suppliers and contractors, or if they are not willing or able to satisfy our requirements, finding substitute suppliers or contractors may be time-consuming and would affect our results of operations in the near term. Changes in business conditions, pandemics, wars, including the recent attacks on Iran and escalating conflicts in the Middle East, Russian invasion of Ukraine and world sanctions on Russia, Belarus, and related parties, governmental changes, and other factors beyond our control or which we do not presently anticipate could negatively affect our suppliers and contractors, as well as our ability to receive components.

**There are risks associated with international manufacturing that could have a significant effect on our business.**

We subcontract the manufacturing of some of our goods to Asia and Mexico. These goods are manufactured pursuant to our specifications and quality assurance guidelines. Certain proprietary products are being made in Asia using materials supplied by us.

We expect that a significant portion of our product sales will be derived from the sale of products for which we subcontract the manufacturing to Asia, but we cannot be certain that we will be able to maintain such subcontracting at current levels. If our ability to subcontract some of our manufacturing to Asia were to decline significantly, our business, results of operations and financial condition could be materially adversely affected. International manufacturing is subject to a number of risks, including the following:

- changes in foreign government regulations and technical standards;
- difficulty of protecting intellectual property;
- requirements or preferences of foreign nations for the manufacture of domestic products;
- the imposition of duties, border adjustment taxes or tariffs and other barriers to trade;
- fluctuations in currency exchange rates relative to the U.S. dollar; and
- political and economic instability.

In particular, if another pandemic or other events result in a prolonged period of travel, commercial and other similar restrictions, we could experience global supply disruptions. These restrictions have disrupted and could continue to disrupt our ability to receive manufactured products from China and may disrupt our suppliers located elsewhere who rely on products from China. If we experience additional supply disruptions, we may not be able to develop alternate sourcing quickly. Any disruption of our production schedule caused by an unexpected shortage of supplies even for a relatively short period of time could cause us to alter production schedules or suspend production entirely, which could cause a loss of revenues, which would adversely affect our operations.

**Tariff policies and potential countermeasures could continue to increase our costs and disrupt our global supply chain, which could negatively impact the results of our operations.**

Trade policies and disputes have resulted in increased tariffs, trade barriers, and other protectionist measures, which have caused and will continue to cause increases in our manufacturing costs, may make our products less competitive, may reduce demand for our products, may limit our ability to sell to certain customers, have disrupted and may continue to disrupt our ability to procure components or raw materials, and may impede or slow the movement of our goods across borders. Increasing protectionism and economic nationalism may lead to further changes in trade policies and regulations, domestic sourcing initiatives, or other formal and informal measures that could make it more difficult to sell our products in, or restrict our access to, certain markets. The U.S. has significantly increased tariffs on products imported from China into the U.S. and implemented new tariffs on imports into the U.S. from other countries, particularly from India, Canada, Mexico, and Vietnam. In response to these tariffs, some foreign countries, including China, have instituted retaliatory tariffs, which could impact our products, while other countries have threatened retaliatory tariffs on certain U.S. products. Further, it is possible that government policy changes and related uncertainty about policy changes could increase market volatility and currency exchange rate fluctuations. Because of these dynamics, we cannot predict the impact of any future changes to the U.S.'s or other countries' trading relationships or the impact of new laws or regulations adopted by the U.S. or other countries on our business. Such changes in tariffs and trade regulations could have a material adverse effect on our financial condition, results of operations and cash flows.

**Our success depends in part on protection of our intellectual property, and our failure to protect our intellectual property could adversely affect our competitive advantage, our brand recognition and our business.**

The success and competitiveness of our products depend in part upon our ability to protect our current and future technology, manufacturing processes and brand names, including Alpha Pro Tech, through a combination of patent, trademark, trade secret and unfair competition laws. Our patents expired in February 2024, which may make it more difficult to protect our intellectual property. Of particular concern are developing countries, such as China and India, where the laws, courts, and administrative agencies may not protect our intellectual property rights as fully as in the United States.

We enter into confidentiality and non-disclosure of intellectual property agreements with certain of our employees, consultants and vendors and generally control access to and distribution of our proprietary information. These agreements may be breached or we may not have adequate remedies for any breach. In addition, despite these precautions, it may be possible for a third party to copy or otherwise obtain and use our proprietary information without authorization or to develop similar information independently.

Policing unauthorized use of intellectual property is difficult. The laws of other countries may afford little or no effective protection of our technology. We cannot assure you that the steps taken by us will prevent misappropriation of our technology or that agreements entered into for that purpose will be enforceable. In addition, litigation may be necessary in the future to enforce our intellectual property rights, to protect our trade secrets and to determine the validity and scope of the proprietary rights of others. Litigation may result in substantial costs and diversion of resources, which could have a material adverse effect on our business, results of operations and financial condition.

**Our industry is highly competitive, which may negatively affect our ability to grow our customer base and generate sales.**

The markets for our products are intensely competitive. We currently experience competition from numerous companies in each of the markets in which we participate. Many of our competitors are more established, benefit from greater market recognition and have substantially greater financial, development, manufacturing and marketing resources than we have. Additionally, the Company's competitors may adopt new technologies and technological advancements, such as using artificial intelligence and machine learning to pursue new products and approaches more quickly, successfully and effectively than the Company. The Company may not be able to compete successfully with existing competitors or with new competitors. If we do not compete successfully with respect to these or other companies, it could materially adversely affect our business, results of operations and financial condition.

**The Company's results are affected by competitive conditions and customer preferences.**

Demand for the Company's products, which impacts revenue and profit margins, is affected by (i) the development and timing of the introduction of competitive products; (ii) the Company's response to downward pricing to stay competitive; (iii) changes in customer order patterns, such as changes in the levels of inventory maintained by customers and the timing of customer purchases; and (iv) changes in customers' preferences for our products, including the success of products offered by our competitors and changes in customer designs for our competitors' products that can affect the demand for the Company's products.

**Environmental laws and regulations may subject us to significant liabilities.**

Our U.S. operations, including our manufacturing facilities, are subject to federal, state and local environmental laws and regulations relating to the discharge, storage, treatment, handling, disposal and remediation of certain materials, substances and wastes. Any violation of any of those laws and regulations could cause us to incur substantial liability to the U.S. Environmental Protection Agency, to the state environmental agencies in any affected state or to any individuals affected by any such violation. If hazardous substances are released from or located on any of our properties, we could incur substantial costs and damages. Any such liability could have a material adverse effect on our financial condition and results of operations.

In addition, some environmental laws impose liability, sometimes without fault, for investigating and/or cleaning up contamination on, or emanating from, properties currently or formerly owned, leased or operated by a person, as well as for damages to property or natural resources and personal injury arising out of such contamination. Such liability may be joint and several, meaning that we could be held responsible for more than our share of the liability involved, or even the entire liability.

**The Company's growth objectives are largely dependent on the timing and market acceptance of our new product offerings, including our ability to continually renew our pipeline of new products and to bring those products to market.**

Our ability to continually renew our pipeline of new products and to bring those products to market may be adversely affected by difficulties or delays in product development, such as the inability to identify viable new products, obtain adequate intellectual property protection or gain market acceptance of new products. There are no guarantees that new products will prove to be commercially successful. In addition, our product development and distribution activities are subject to inherent risks related to natural disasters, including earthquakes such as the one that occurred near our facility in Utah during 2020, which could disrupt our supply chain and impair our ability to manufacture or sell our products.

## General Risks

### **Global economic conditions could adversely affect the Company's business and financial results.**

Unfavorable economic conditions, including the impact of recessions and general economic downturns in the United States and throughout the world, may negatively affect the Company's business and financial results. These economic conditions could negatively impact (i) demand for our products, (ii) the number and types of products sold, (iii) our ability to collect accounts receivable on a timely basis from certain customers, and (iv) the ability of certain suppliers to fill our orders for raw materials or other goods and services. A prolonged recession could result in decreased revenue, margins and earnings. Additionally, the war between Russia and Ukraine has led to economic sanctions imposed against Russia by the U.S. and certain European nations. Such sanctions may impact companies in many sectors and could lead to volatility of prices in the global energy industry. The extent and strength of the sanctions are still developing, and the corresponding effect on the Company remains uncertain. In addition, the war in Ukraine, and the recent attacks on Iran and escalating conflicts in the Middle East, have further increased existing global supply chain, logistics, and inflationary challenges.

### **Climate change and natural disasters or other events beyond our control could disrupt our business and result in loss of revenue or higher expenses.**

Global climate change could result in certain types of natural disasters occurring more frequently or with more intense effects. The impacts of climate change may include physical risks (such as frequency and severity of extreme weather conditions), social and human effects (such as population dislocations or harm to health and well-being), compliance costs, transition risks, shifts in market trends, and other adverse effects. Such impacts may disrupt parties in our supply chain, our customers, and our operations.

Physical risks associated with climate change are subject to increasing societal, regulatory, and political focus in the U.S. and globally. Shifts in weather patterns caused by climate change are expected to increase the frequency, severity, or duration of certain adverse weather conditions and natural disasters, such as hurricanes, tornadoes, earthquakes, wildfires, droughts, extreme temperatures, or flooding, which could cause more significant business and supply chain interruptions, damage to our products and facilities as well as the infrastructure of our customers, reduced workforce availability, increased costs of raw materials and components, increased liabilities, and decreased revenues than what we have experienced in the past from such events.

### **Security breaches and other disruptions to the Company's information technology infrastructure could interfere with the Company's operations, compromise information belonging to the Company and our customers and suppliers and expose the Company to liability, which could adversely impact the Company's business and reputation.**

In the ordinary course of business, the Company relies on information technology networks and systems, some of which are managed by third parties, to process, transmit and store electronic information, and to manage or support a variety of business processes and activities. Additionally, the Company collects and stores sensitive data, including proprietary business information. It is possible we or a third party that we rely on could incur interruptions from a loss of communications, hardware or software failures, a cybersecurity attack or an incident relating to our IT systems or technology, ransomware, phishing attacks, computer viruses or malware. In the current environment, there are numerous and evolving risks to cybersecurity and privacy, including criminal hackers, hacktivists, state-sponsored intrusions, industrial espionage, employee malfeasance and human or technological error. High-profile cybersecurity incidents at other companies and in government agencies have increased in recent years, and security industry experts and government officials have warned about the risks of hackers and cyberattacks targeting businesses such as ours. Despite security measures and business continuity plans, the Company's information technology networks and infrastructure may be vulnerable to damage, disruptions or shutdowns due to attack by hackers, breaches, employee error or malfeasance, power outages, computer viruses, telecommunication or utility failures, systems failures, natural disasters or other catastrophic events. While we have not experienced any material losses related to cyber-attacks or information security breaches to date, any such event could result in legal claims or proceedings, liability or penalties under privacy laws, disruption in operations and damage to the Company's reputation, which could adversely affect the Company's business.

### **Uncertainties with respect to the development, deployment, and use of artificial intelligence in our business and products may result in harm to our business and reputation.**

We are in the initial stages of incorporating artificial intelligence ("AI") into our business activities and our product and service offerings. As with many innovations, AI presents risks and challenges that could adversely impact our business. The development, adoption, and use of AI technologies are still in their early stages and ineffective or inadequate AI development or deployment practices could result in unintended consequences. For example, AI algorithms may be flawed or may be based on datasets that are biased or insufficient. In addition, any disruption or failure in the AI functionality we have incorporated or may in the future incorporate into our business activities, products or services could adversely impact our business or result in delays or errors in our offerings. The legal and regulatory landscape surrounding AI technologies is rapidly evolving and uncertain, including in the areas of intellectual property, cybersecurity and privacy and data protection. At the federal level, in January 2025, the Trump administration rescinded an executive order relating to the safe and secure development of AI technologies that was previously implemented by the Biden administration. The Trump administration then issued a new executive order that, among other things, requires certain agencies to develop and submit to the president action plans to "sustain and enhance America's global AI dominance," and to specifically review and, if possible, rescind rulemaking taken pursuant to the rescinded Biden executive order. Additionally, in December 2025, the Trump administration's "Ensuring a National Policy

Framework for Artificial Intelligence” Executive Order was signed. This order calls for federal standards and legislation that would preempt conflicting state AI regulations and create a federal litigation task force focused on challenging state AI laws in court. The Trump administration may continue to rescind other existing federal orders and/or administrative policies relating to AI technologies or may implement new executive orders and/or other rule making relating to AI technologies in the future. Compliance with new or changing laws, regulations or industry standards relating to AI may impose significant costs and may limit our ability to develop, deploy or use AI technologies. We also work with vendors that incorporate artificial intelligence tools into their offerings and the providers of these artificial intelligence tools may not meet existing or rapidly evolving regulatory or industry standards with respect to privacy and data protection. Failure to appropriately respond to this evolving landscape may result in legal liability, regulatory action, or brand and reputational harm.

**The Company’s future results may be affected by various legal and regulatory proceedings and legal compliance risks.**

From time to time, the Company is subject to certain legal and regulatory proceedings in the ordinary course of business and otherwise. The outcome of these legal proceedings may differ from the Company’s expectations because the outcomes of litigation, including regulatory matters, are often difficult to reliably predict. Various factors or developments could lead the Company to change current estimates of liabilities and related insurance receivables where applicable, or make such estimates for matters previously not susceptible to reasonable estimates, such as a significant judicial ruling or judgment, settlement, regulatory development or change in applicable law. A future adverse ruling, settlement or unfavorable development could result in charges that could have a material adverse effect on the Company’s results of operations or cash flows in any particular period. Manufacturers are required to certify that neither convicted, forced or indentured labor (as defined under U.S. law) nor child labor (as defined by law in the manufacturer’s country) is used in the production process, that compensation is paid in accordance with local law and that their factories are in compliance with local safety regulations. Although we promote ethical business practices and our sourcing personnel periodically visit and monitor the operations of our independent contract manufacturers, suppliers and licensees, we do not control them or their labor practices. If one of our independent contract manufacturers, suppliers or licensees violates labor or other laws or diverges from those labor practices generally accepted as ethical in the U.S., it could result in adverse publicity for us, damage our reputation in the U.S., or render our conduct of business in a particular foreign country undesirable or impractical, any of which could harm our business.

**Our common stock price is volatile, which could result in substantial losses for individual shareholders.**

The market price of our common stock has been volatile, and we expect that it will continue to be volatile. In particular, our common stock may be subject to significant fluctuations in response to a variety of factors, including:

- general economic and business conditions;
- changing market conditions in the industries that we serve;
- monetary and fiscal policies, laws and regulations and other activities of government agencies and similar organizations;
- conditions in U.S. and global securities markets and other capital markets;
- actual or anticipated variations in quarterly operating results;
- failure to meet analyst predictions and projections;
- costs and other effects of legal and administrative proceedings, claims, settlements and judgments;
- additions or departures of key personnel;
- announcements of innovations or new services by us or our competitors;
- domestic and international health crises and pandemics;
- our sales of common stock or other securities in the future; and
- other events or factors, many of which are beyond our control.

Due to these factors, you may not be able to sell your stock at or above the price you paid for it, which could result in substantial losses.

**Item 1B. Unresolved Staff Comments.**

None.

**Item 1C. Cybersecurity**

**Cybersecurity Risk Management and Strategy**

We recognize the importance of assessing, identifying, and managing material risks associated with cybersecurity threats, as such term is defined in Item 106(a) of Regulation S-K. These risks include, among other things, operational disruption; intellectual property theft; fraud; extortion; harm to employees or customers; violation of privacy or security laws and other litigation and legal risk; and reputational risks. We have implemented several cybersecurity processes, technologies, and controls to aid in our efforts to assess, identify, and manage such material risks.

To identify and assess material risks from cybersecurity threats, our enterprise risk management program considers cybersecurity threat risks alongside other company risks as part of our overall risk assessment process. Our enterprise risk professionals collaborate with subject matter specialists, as necessary, to gather insights for identifying and assessing material cybersecurity threat risks, their severity, and potential mitigations. We employ a range of tools and services, including regular network and endpoint monitoring, vulnerability assessments, penetration testing, to inform our professionals' risk identification and assessment.

We also have a cybersecurity specific risk assessment process, which helps identify our cybersecurity threat risks by comparing our program to best practices, as well as by engaging experts to attempt to infiltrate our information systems (as such term is defined in Item 106(a) of Regulation S-K). We test and review the result on a semi-annual basis.

Our cybersecurity program includes controls designed to identify, protect against, detect, respond to and recover from cybersecurity incidents (as such term is defined in Item 106(a) of Regulation S-K), and to provide for the availability of critical data and systems and to maintain regulatory compliance. These controls include the following activities:

- monitor emerging data protection laws and implement changes to our processes designed to comply;
- conduct regular cybersecurity management and incident training for employees involved in our systems and processes that handle sensitive data;
- conduct regular phishing email simulations for all employees and all contractors with access to corporate email systems to enhance awareness and responsiveness to such possible threats;
- through policy, practice and contract (as applicable) require employees, as well as third-parties who provide services on our behalf, to treat customer information and data with care;
- leverage the NIST incident handling framework to help us identify, protect, detect, respond, and recover when there is an actual or potential cybersecurity incident;
- maintain multiple layers of controls, including embedding security into our technology investments, multi-factor authentication tools, apply policy of least privilege to data and systems access, monitor logins both at network perimeter and within, segment and firewall system access within the network perimeter not solely at network edge or perimeter;
- perform annual system access audit with all departments and personnel
- review access logs on all perimeter, security and sensitive data areas

We perform periodic internal assessments to test our cybersecurity controls and regularly evaluate our policies and procedures surrounding our handling and control of personal data and the systems we have in place to help protect us from cybersecurity or personal data breaches, and we perform periodic internal assessments to test our controls and to help us identify areas for continued focus, improvement, and/or compliance.

We have established a cybersecurity risk management process that includes internal reporting of significant cybersecurity risk to our board when found. In addition, our incident response plan coordinates the activities we take to prepare for, detect, respond to and recover from cybersecurity incidents, which include processes to triage, assess severity for, escalate, contain, investigate, and remediate the incident, as well as to comply with potentially applicable legal obligations and mitigate brand and reputational damage.

Our processes also address cybersecurity threat risks associated with our use of third-party service providers, including those in our supply chain or who have access to our customer and employee data or our systems. Third-party risks are included within our enterprise risk management program, as well as our cybersecurity-specific risk identification program, both of which are discussed above. In addition, cybersecurity considerations affect the selection and oversight of our third-party service providers.

We describe whether and how risks from identified cybersecurity threats, including as a result of any previous cybersecurity incidents, have materially affected or are reasonably likely to materially affect us, including our business strategy, results of operations, or financial condition, under the heading "*Security breaches and other disruptions to the Company's information technology infrastructure could interfere with the Company's operations, compromise information belonging to the Company and our customers and suppliers and expose the Company to liability, which could adversely impact the Company's business and reputation*" included as part of our risk factor disclosures at Item 1A of this Annual Report on Form 10-K which disclosures are incorporated by reference herein.

In the last fifteen fiscal years, we have not experienced any material cybersecurity incidents and the expenses we have incurred from cybersecurity incidents were immaterial. This includes penalties and settlements, of which there were none.

## **Cybersecurity Governance**

Cybersecurity is an important part of our enterprise risk management program and an area of increasing focus for our Board and management. Our Audit Committee is responsible for the oversight of risks from cybersecurity threats. Management is informed about and monitors the prevention, mitigation, detection, and remediation of cybersecurity incidents through their management of, and participation in, the cybersecurity risk management process described above, including the operation of our incident response plan. Annually, the Audit Committee receives an overview from management of our cybersecurity threat risk management process and strategy covering topics such as data security posture, results from third-party assessments, progress towards pre-determined risk-mitigation-

related goals, our incident response plan, and material cybersecurity threat risks or incidents and developments, as well as the steps management has taken to respond to such risks. In such sessions, the Audit Committee generally receives materials regarding current and emerging material cybersecurity threat risks and the company's ability to mitigate those risks, and discusses such matters with our IT Manager.

Members of the Audit Committee are also encouraged to regularly engage in ad hoc conversations with management on cybersecurity-related news events and discuss any updates to our cybersecurity risk management process. Material cybersecurity threat risks are also considered during separate Board meeting discussions of important matters like enterprise risk management, operational budgeting, business continuity planning, mergers and acquisitions, brand management, and other relevant matters.

Our cybersecurity risk management process, which is discussed in greater detail above, is led by our IT Manager. Such individual has over twenty five years of prior work experience in various roles involving managing information security, developing cybersecurity strategy, implementing effective information and cybersecurity programs.

Our IT manager's skills are further enhanced by MCSA and MCSE certifications and a foundation in Computer Engineering studies at university. Our IT manager has a strong track record of working with major vendors' security, firewall, identity management, and other platforms, ensuring robust and resilient IT infrastructures.

## **Item 2. Properties.**

The Company's principal executive office is located at 53 Wellington Street East, Aurora, Ontario, Canada, L4G 1H6. The approximate monthly rent is \$6,600 for 2,568 square feet under a lease which expires August 31, 2026. Working out of the principal executive office are the President and Chief Executive Officer, Lloyd Hoffman, and the Chief Financial Officer, Colleen McDonald.

The Building Supply segment manufacturing facility is located in Valdosta, Georgia. The approximate average monthly rent is \$39,000 for 165,400 square feet. This lease expires on December 31, 2034.

The Disposable Protective Apparel segment has its cutting operation, production, warehousing and shipping facility in Nogales, Arizona. The approximate monthly rent is \$76,000 for 137,500 square feet. This lease expires on February 28, 2029.

The Company believes that these arrangements are suitable and adequate for its present needs and that other premises, if required, are readily available.

## **Item 3. Legal Proceedings.**

The Company is subject to various pending and threatened litigation actions in the ordinary course of business. Although it is not possible to determine with certainty at this point in time what liability, if any, the Company will have as a result of such litigation, based on consultation with legal counsel, management does not anticipate that the ultimate liability, if any, resulting from such litigation will have a material effect on the Company's financial condition and results of operations.

## **Item 4. Mine Safety Disclosures.**

N/A

## **PART II**

### **Item 5. Market For Registrant's Common Equity, Related Shareholder Matters and Issuer Purchases of Equity Securities.**

#### **MARKET INFORMATION**

The Company's common stock trades on the NYSE American (formerly the NYSE MKT, the NYSE Amex and the American Stock Exchange) (the "NYSE American") under the symbol "APT."

As of March 1, 2026, the Company's common stock was held by 79 shareholders of record and approximately 10,800 beneficial owners.

#### **Dividends**

The holders of the Company's common stock are entitled to receive such dividends as may be declared by the Board of Directors of the Company from time to time to the extent that funds are legally available for payment thereof. The Company has never declared or paid any dividends on any of its outstanding shares of common stock. The Board of Directors' current policy is not to pay dividends but rather

to use available funds to repurchase common shares in accordance with the Company’s repurchase program and to fund the continued development and growth of the Company. Consequently, the Company currently has no plans to pay cash dividends in the foreseeable future.

## ISSUER PURCHASES OF EQUITY SECURITIES

The following table sets forth purchases made by or on behalf of the Company or any “affiliated purchaser,” as defined in Rule 10b-18 (a)(3) of the Securities Exchange Act of 1934, during the fourth quarter of 2025.

| Period                | Issuer Purchases of Equity Securities |                              |  |  |
|-----------------------|---------------------------------------|------------------------------|--|--|
|                       | Total Number of Shares Purchased (1)  | Average Price Paid per Share | Total Number of Shares Purchased as Part of Publicly Announced Program (1) | Approximate Dollar Value of Shares that May Yet Be Purchased Under the Program (1) |
| October 1 - 31, 2025  | 62,800                                | \$4.71                       | 62,800   | \$ 1,813,000   |
| November 1 - 30, 2025 | 41,900                                | 4.59                         | 41,900   | 1,619,000  |
| December 1 - 31, 2025 | 48,300                                | 4.56                         | 48,300   | 1,397,000  |
|                       | <u>153,000</u>                        | 4.63                         | <u>153,000</u>   |  |

- (1) On June 27, 2025, the Company announced that the Board of Directors had authorized a \$2,000,000 expansion of the Company’s existing share repurchase program. All of the shares included in this table were purchased pursuant to this program. Since the inception of the share repurchase program in 1999, the Company has authorized the repurchase of \$59,402,000 of common stock, of which \$1,397,000 was available for repurchase as of December 31, 2025. The stock repurchase plan expires on December 15, 2026.

## UNREGISTERED SALES OF EQUITY SECURITIES AND USE OF PROCEEDS

We did not sell any unregistered equity securities during the periods covered by this Annual Report on Form 10-K.

### Item 6. (Reserved)

N/A

### Item 7. Management’s Discussion and Analysis of Financial Condition and Results of Operations.

You should read the following discussion and analysis together with our consolidated financial statements and the notes to our consolidated financial statements, which appear elsewhere in this report.

#### Special Note Regarding Forward-Looking Statements

Certain information set forth in this Annual Report on Form 10-K contains “forward-looking statements” within the meaning of federal securities laws. Forward-looking statements include statements concerning our plans, objectives, goals, strategies, future events, future revenues or performance, capital expenditures, financing needs, plans or intentions, including, without limitation, our expected orders, new products, production levels and sales in 2026, and other information that is not historical information. When used in this report, the words “estimates,” “expects,” “anticipates,” “forecasts,” “plans,” “intends,” “believes,” “predicts,” “potential,” “may,” “continue” or “should,” and variations of such words or similar expressions are intended to identify forward-looking statements. We may make additional forward-looking statements from time to time. We caution readers that these forward-looking statements speak only as of the date hereof. The Company hereby expressly disclaims any obligation or undertaking to release publicly any updates or revisions to any such statements to reflect any change in the Company’s expectations or any change in events, conditions or circumstances on which such statements are based. All forward-looking statements, whether written or oral and whether made by us or on our behalf, are expressly qualified by this special note.

Any expectations based on these forward-looking statements are subject to risks and uncertainties. These risks and other factors include, but are not limited to, those listed below and under “Risk Factors,” and elsewhere in this report. These and many other factors could affect the Company’s future operating results and financial condition and could cause actual results to differ materially from expectations based on forward-looking statements made in this document or elsewhere by the Company or on its behalf.

#### Special Note Regarding Smaller Reporting Company Status

We are filing this Annual Report on Form 10-K as a “smaller reporting company” (as defined in Rule 12b-2 of the Securities Exchange Act of 1934, as amended) based on our public float (the aggregate market value of our common equity held by non-affiliates of the

Company) as of the last business day of our second fiscal quarter of 2025. As a result of being a smaller reporting company, we are allowed and have elected to omit certain information from this Management's Discussion and Analysis of Financial Condition and Results of Operations; however, we have provided all information for the periods presented that we believe to be appropriate and necessary to aid in an understanding of the current consolidated financial position, changes in financial position and results of operations of the Company.

### **Critical Accounting Policies and Estimates**

The preparation of our financial statements in conformity with U.S. generally accepted accounting principles ("U.S. GAAP") requires us to make estimates and assumptions that affect the reported amounts of assets and liabilities, the disclosure of contingent assets and liabilities at the dates of the financial statements and the reported amounts of net sales and expenses during the periods reported. We base estimates on past experience and on various other assumptions that are believed to be reasonable under the circumstances. The application of these accounting policies on a consistent basis enables us to provide timely and reliable financial information. Our significant accounting policies and estimates are more fully described in Note 2 to our consolidated financial statements. Our critical accounting policies and estimates include the following:

**Accounts Receivable:** Accounts receivable are recorded at the invoice amount and do not bear interest. The allowance for credit losses is the Company's best estimate of the amount of expected credit losses in the Company's existing accounts receivable; however, changes in circumstances relating to accounts receivable may result in a requirement for additional allowances in the future. The Company pools accounts receivable based on risk characteristics, which include type of customer and age of open receivable balance. The allowance for credit losses pool is estimated based on historical write-off experience and known conditions, adjusted for management's reasonable and supportable expectations of future conditions. Account balances are charged against the allowance when management determines that the probability for collection of an account balance is remote. As of December 31, 2025 and 2024, the Company had accounts receivable totaling \$8,138,000 and \$4,894,000, respectively. As of December 31, 2025 and 2024, the Company had recorded an allowance for credit losses on accounts receivable of \$46,000 and \$35,000 respectively.

**Inventories:** Inventories include freight-in, materials, labor and overhead costs and are stated at the lower of cost or net realizable value. Allowances are recorded for slow-moving, obsolete or unusable inventory. We assess our inventory for estimated obsolescence or unmarketable inventory and write-down the difference between the cost of inventory and the estimated net realizable value based upon assumptions about future sales and supply on-hand, if necessary. If actual market conditions are less favorable than those projected by management, additional inventory write-downs may be required. In 2025 and 2024, we recorded approximately \$384,000 and \$416,000, respectively, in write-downs of inventory.

**Foreign currency translation:** Our unconsolidated affiliate operations are in India, so U.S. GAAP requires the Company to adjust the value of its investment for changes in foreign currency exchange rates. We determine the functional currency of our joint venture based upon the primary currency used to generate and expend cash, which is the currency of the country in which the joint venture is located. For joint ventures with functional currencies other than the U.S. dollar, our investment in that joint venture is translated into U.S. dollars using period-end exchange rates. The resulting foreign currency translation gains or losses are deferred as AOCL and reclassified to earnings only upon sale or liquidation of that business.

**Leases:** We determine if an arrangement is a lease at its inception. Operating leases are included as right-of-use ("ROU") assets and lease liabilities on our consolidated balance sheet. ROU assets and lease liabilities are recognized based on the present value of the future minimum lease payments over the lease term at the commencement date. Our leases do not provide an implicit interest rate, and, therefore, we estimate our collateralized borrowing rate under similar terms based on the information available at the commencement date in determining the present value of future minimum lease payments. Our lease terms may include options to extend or terminate the lease when it is reasonably certain that we will exercise such options. We do not record leases on our consolidated balance sheet with a term of one year or less. We elected a package of transition practical expedients permitted under the standards of the Financial Accounting Standards Board ("FASB"), which included not reassessing whether any expired or existing contracts are or contain leases, not reassessing the lease classification of expired or existing leases, and not reassessing initial direct costs for existing leases. We also elected a practical expedient to not separate lease and non-lease components. We did not elect the practical expedient to use hindsight in determining our lease terms or assessing impairment of our ROU assets. As of December 31, 2025, we had \$7.8 million in ROU assets and \$7.9 million in lease liabilities.

**Revenue Recognition:** Net sales includes revenue from products and shipping and handling charges, net of estimates for product returns and any related sales incentives. Our customer contracts have a single performance obligation: transfer control of products to customers. Revenue is measured as the amount of consideration that we expect to receive in exchange for transferring control of products. All revenue is recognized when we satisfy our performance obligations under the applicable contract. We recognize revenue in connection with transferring control of the promised products to the customer, with revenue being recognized at the point in time when the customer obtains control of the products, which is generally when title passes to the customer upon delivery to a third party carrier for FOB shipping point arrangements and to the customer for FOB destination arrangements, at which time a receivable is created for the invoice sent to the customer. Shipping and handling activities are performed prior to the customer obtaining control of the goods, and are accounted for as fulfillment activities and are not a promised good or service. Shipping and handling charges billed to customers are

included in revenue. Shipping and handling costs, associated with the distribution of the Company's product to the customers, are recorded in cost of goods sold and are recognized when control of the product is transferred to the customer, which is at the time products are delivered to the third party carrier for FOB shipping point arrangements and to the customer for FOB destination arrangements. We estimate product returns based on historical return rates and estimate rebates based on contractual agreements. Using probability assessments, we estimate sales incentives expected to be paid over the term of the contract. Sales taxes and value added taxes in foreign and domestic jurisdictions that are collected from customers and remitted to governmental authorities are accounted for on a net basis and, therefore, are excluded from net sales. The Company manufactures certain private label goods for customers and has determined that control does not pass to the customer at the time of manufacture, based upon the nature of the private labelling. The Company has determined that, as of December 31, 2025, it had no material contract assets, and concluded that its contract liabilities (primarily rebates) had the right of offset against customer receivables.

**Sales Returns, Rebates and Allowances:** Sales revenues are reduced for any anticipated sales returns, rebates and allowances based on historical experience. Since our return policy is only 90 days and our products are not generally susceptible to external factors such as technological obsolescence or significant changes in demand, we are able to make a reasonable estimate for returns. We offer end-user product specific and sales volume rebates to select distributors. Our rebates are based on actual sales and are accrued monthly.

**Stock-Based Compensation:** The Company accounts for stock-based awards using FASB Accounting Standards Codification ("ASC") 718, Stock Compensation. ASC 718 requires companies to record compensation expense for the value of all outstanding and unvested share-based payments, including employee stock options and similar awards.

The fair values of stock option grants are determined using the Black-Scholes option-pricing model and are based on the following assumptions: expected stock price volatility based on historical data and management's expectations of future volatility, risk-free interest rates from published sources, expected term based on historical data, and no dividend yield, as the Board of Directors currently has no plans to pay dividends in the foreseeable future. The Company accounts for option forfeitures as they occur. The Black-Scholes option-pricing model was developed for use in estimating the fair value of traded options that have no vesting restrictions and that are fully transferable. In addition, the option-pricing model requires the input of highly subjective assumptions, including expected stock price volatility. Our stock options have characteristics significantly different from those of traded options, and changes in the subjective input assumptions can materially affect the fair value of such options. In 2025 and 2024, we recorded \$540,000 and \$463,000, respectively, in compensation expense for share-based awards.

## OVERVIEW

Alpha Pro Tech is in the business of protecting people, products and environments. We accomplish this by developing, manufacturing and marketing a line of high-value, disposable protective apparel products for the cleanroom, industrial, pharmaceutical, medical and dental markets. We also manufacture a line of building supply construction weatherization products. Our products are sold under the "Alpha Pro Tech" brand name, as well as under private label.

Our products are grouped into two business segments: (i) the Building Supply segment, consisting of construction weatherization products, such as housewrap, housewrap accessories, synthetic roof underlayment and synthetic roof underlayment accessories, as well as other woven material; and (ii) the Disposable Protective Apparel segment, consisting of disposable protective garments (including shoe covers, bouffant caps, coveralls, gowns, frocks and lab coats), face masks and face shields.

Our target markets include construction building supply and roofing distributors; companies in pharmaceutical manufacturing, biopharmaceutical manufacturing, medical device manufacturing, lab animal research, and high technology electronics manufacturing (which includes the semi-conductor market); and medical and dental distributors.

Our products are used primarily in cleanrooms, industrial safety manufacturing environments, health care facilities, such as hospitals, laboratories and dental offices, and building and re-roofing sites. Our products are distributed principally in the United States through a network consisting of purchasing groups, national distributors, local distributors, independent sales representatives and our own sales and marketing force.

Recent developments in U.S. trade policy have introduced uncertainty regarding the future of global trade relations. Following the inauguration of the second Trump administration, there have been numerous announcements made and actions taken related to tariff increases and other trade restrictions regarding imports into the U.S. Given that we currently source very little from China, this may be a benefit in regards to our competition that does import from China, but any new or increased tariffs, quotas, embargoes, or other trade barriers affecting other countries from which we do source supplies or our global network of third-party suppliers could impact our supply chain and cost structure. Additionally, retaliatory measures by affected countries could further disrupt our operations or reduce our competitiveness in international markets. We continue to monitor these changing tariffs and trade restrictions. If new tariffs or trade restrictions are imposed, we may need to adjust our pricing, increase inventory levels, or seek alternative suppliers, any of which could materially affect our revenue, gross margins, and overall financial performance.

## RESULTS OF OPERATIONS

The following table sets forth certain operational data as a percentage of sales for the years indicated:

|  | <u>2025</u> | <u>2024</u> |
|--|-------------|-------------|
| Net sales                                    | 100.0%      | 100.0%      |
| Gross profit                                 | 38.1%       | 39.6%       |
| Selling, general and administrative expenses | 30.1%       | 32.2%       |
| Income from operations                       | 6.5%        | 6.0%        |
| Income before provision for income taxes     | 7.9%        | 8.7%        |
| Net income                                   | 6.0%        | 6.8%        |

### Year ended December 31, 2025 compared to year ended December 31, 2024

**Sales.** Consolidated sales for the year ended December 31, 2025, increased to \$59,142,000, from \$57,840,000 for the year ended December 31, 2024, representing an increase of \$1,302,000, or 2.3%. This increase consisted of increased sales in the Building Supply segment of \$66,000 and increased sales in the Disposable Protective Apparel segment of \$1,236,000.

### Building Supply Segment

Building Supply segment sales for the year ended December 31, 2025, increased by \$66,000, or 0.2%, to \$36,031,000 compared to \$35,965,000 for the year ended December 31, 2024.

The Building Supply segment increase during the year ended December 31, 2025, was primarily due to a 2.3% increase in sales of housewrap and a 28.9% increase in sales of other woven material, partially offset by a 10.6% decrease in sales of synthetic roof underlayment as compared to the same period of 2024.

The sales mix of the Building Supply segment for the year ended December 31, 2025, was approximately 38% for synthetic roof underlayment, 51% for housewrap and 11% for other woven material. This compared to approximately 42% for synthetic roof underlayment, 49% for housewrap and 9% for other woven material for the year ended December 31, 2024. Our synthetic roof underlayment product line primarily includes REX SynFelt®, REX TECHNOply® and TECHNO SB and our synthetic roof underlayment accessories consist of our new self-adhered TECHNOplus Ice & Water and REX Hi Temp. Our housewrap product line primarily consists of REX Wrap®, REX Wrap Plus® and REX™ Wrap Fortis. Housewrap accessories consist of REXTREME Window and Door Flashing and REX™ Premium Seam Tape.

The housing market in 2025 proved to be a year of sustained challenges for single-family housing starts, which were down by 7.0% through October 2025 (the latest data available). Demand for new homes has dropped due to economic volatility, high interest rates, and uncertainty surrounding housing starts. Increased tariffs have created notable pricing and supply volatility within the market. In addition, declining builder confidence and ongoing price volatility have resulted in reduced inventory positions among our primary customers. With that said, in 2025 we outperformed the market as our core building products (housewrap and synthetic roof underlayment) were down 3.7%, as compared to the 7.0% decrease in single-family housing starts.

Housewrap sales in 2025 outperformed the broader market by nearly 10%, with an increase of 2.3% despite a 7.0% decline in single-family housing starts. In 2025, due to the economic climate in the building industry, there was pricing pressure on this product line, which affected overall sales. This performance was driven by our reputation for product quality, breadth of offerings, and system warranty programs, which delivered market share improvement among existing customers and facilitated expansion into developing geographic regions and end-market applications. Management expects continued growth in the housewrap category in the coming year, especially if uncertainty in the economy and housing market abates.

Sales of synthetic roof underlayment were up 6.7% through the first nine months of 2025 but ended the year down 10.6%. This can be attributable primarily to two issues. First, the Asphalt Roofing Manufacturers Association reported a steep decline in shipments of 27.9% in the fourth quarter of 2025 compared to the same period of 2024. In addition, the association reported a 10.3% decline during 2025 compared to the prior year. Secondly, a stronger than normal hurricane season in the fourth quarter of 2024 caused the results to be lower for this segment in the fourth quarter of 2025 and for the year. After hurricanes Helene and Milton in late 2024, we experienced a surge in synthetic roof underlayment orders in the fourth quarter of 2024. In addition, sales of our roof underlayment line continue to be affected by a push in the market to reduce product selling prices and more offshore competition. Despite all these factors, we maintained market share within the roofing product line in 2025. Our domestic inventory position, customer expansion efforts, and continued investment in builder and contractor relationships mitigated the impact of market contraction, allowing us to meet customer demand while maintaining competitive positioning. We are exploring additional products in the roofing market and expect growth in 2026 in the synthetic roof underlayment category.

Sales of other woven material sales increased by \$976,000, or 28.9% in 2025 compared to 2024, primarily due to increased sales to our largest customer for this product line. The Company is pursuing new opportunities for other woven material in 2026 that could improve sales.

The building industry forecasts for 2026 remain somewhat conflicted with many being cautiously optimistic. This optimism is fueled by hopes of further interest rate reductions coupled with builder incentives such as price concessions or mortgage rate buydown assistance that would result in improved home affordability. Management remains committed to production and development of industry leading products and expects growth in the Building Supply segment in the coming year, however uncertainty in housing starts, tariffs, interest rates and the economy in general could negatively affect this segment.

### **Disposable Protective Apparel Segment**

Sales for the Disposable Protective Apparel segment for the year ended December 31, 2025, increased by \$1,236,000, or 5.7%, to \$23,111,000, compared to \$21,875,000 for 2024. This segment increase was due to a 12.2% increase in sales of disposable protective garments, partially offset by a 13.8% decrease in sales of face shields and a 38.3% decrease in sales of face masks.

The sales mix of the Disposable Protective Apparel segment for the year ended December 31, 2025, was approximately 90% for disposable protective garments, 6% for face masks and 4% for face shields. This sales mix is compared to approximately 85% for disposable protective garments, 11% for face masks and 4% for face shields for the year ended December 31, 2024.

Sales of disposable protective garments, which comprise approximately 90% of the segment, were up 12.2% in 2025. Sales started gaining significant momentum in the third quarter and continued very strong in the fourth quarter of 2025. Sales of shoe covers, lab coats, frocks, gowns and caps all grew in 2025 compared to 2024. Tariffs in 2025 created uncertainty and volatility in the marketplace, but we remained resilient and steadfast and exceeded our forecast. We plan to continue to deliver our high-quality products and remain agile to maintain our leadership position and to differentiate Alpha Pro Tech in the disposable protective garments marketplace. Management anticipates the growth trend will continue and we will work to uncover new growth opportunities in 2026.

Sales of our face mask and face shield products in 2025 were below management's expectations. Our inventory position and manufacturing capacity is on solid ground and a sizable percentage of our products in this category are not burdened by tariffs. We will continue our efforts to improve sales of our face mask and face shields products, including by use of promotions and pricing incentives.

**Gross Profit.** Gross profit decreased by \$396,000, or 1.7%, to \$22,537,000 for the year ended December 31, 2025, from \$22,933,000 for the year ended December 31, 2024. The gross profit margin was 38.1% for the year ended December 31, 2025, compared to 39.6% for the year ended December 31, 2024. The gross profit margin in 2025 was negatively affected by a margin decrease primarily in the Disposable Protective Apparel segment and to a lesser degree in the Building Supply segment due to increased U.S. tariffs and higher sales rebates. In 2025, we experienced three tariff increases on most of our products due to the implementation of the Trump administration's tariff policies and reciprocal tariffs. Management increased selling prices in July and November 2025 in order to partially mitigate the impact of the first two tariffs increases, but many of the higher tariffed products remain in inventory, which we expect will have a negative effect on gross margin in the first half of 2026. Effective February 7, 2026, the Trump administration announced that tariffs on goods from India would be reduced to 18% down from 50%. These U.S. tariffs were implemented under the International Emergency Economic Powers Act ("IEEPA") and were rescinded on February 24, 2026, following a Supreme Court decision invalidating the use of IEEPA to authorize these tariffs, but the U.S. government subsequently announced plans to implement a new "temporary import surcharge" of 15% on many of the same imports beginning February 24, 2026, under authorities provided for in Section 122 of the Trade Act of 1974. These or other tariffs, actual or proposed legislation, or similar laws and regulations in the future, including changes to implemented bilateral trade deals between the U.S. and India, could adversely impact our current or future third-party arrangements with certain companies, including those in India, which could impact our products and supply chain. As we progress into next year, gross margin should improve as we deplete our higher tariffed inventory.

**Selling, General and Administrative Expenses.** Selling, general and administrative expenses decreased by \$838,000, or 4.5%, to \$17,773,000 for the year ended December 31, 2025, from \$18,611,000 for the year ended December 31, 2024. As a percentage of net sales, selling, general and administrative expenses decreased to 30.1% for the year ended December 31, 2025, from 32.2% for 2024.

The change in expenses by segment for the year ended December 31, 2025, was as follows: Building Supply expenses were down by \$361,000, or 5.0%; Disposable Protective Apparel expenses were up by \$47,000, or 0.9%; and corporate unallocated expenses were down by \$524,000, or 8.6%.

The decrease in the Building Supply segment expenses was primarily related to decreased employee compensation, commission, general factory and office expenses, and insurance expenses. The increase in the Disposable Protective Apparel segment expenses was primarily related to increased employee compensation, marketing, and sales travel expenses, partially offset by lower rent and utilities and general office and factory expenses. The decrease in corporate unallocated expenses was primarily due to decreased professional fees, public company expenses, insurance expenses, employee compensation, general office expenses and reorganization. The reorganization costs in 2024 were incurred in connection with moving our face mask manufacturing facility from Utah to Arizona.

In accordance with the terms of his employment agreement, the Company's current President and Chief Executive Officer is entitled to an annual bonus equal to 5% of the pre-tax profits of the Company, excluding bonus expense, up to a maximum of \$1.0 million. A bonus amount of \$246,000 was accrued for the year ended December 31, 2025, compared to \$264,000 for the year ended December 31, 2024.

**Depreciation and Amortization.** Depreciation and amortization expense increased by \$52,000, or 6.0%, to \$925,000 for the year ended December 31, 2025, from \$873,000 for the year ended December 31, 2024. The increase was primarily due to an increase in depreciation in the Building Supply segment.

**Income from Operations.** Income from operations increased by \$390,000, or 11.3%, to \$3,839,000 for the year ended December 31, 2025, compared to \$3,449,000 for the year ended December 31, 2024. The increased income from operations was primarily due to a decrease in selling, general and administrative expenses of \$838,000, partially offset by a decrease in gross profit of \$396,000 and an increase in depreciation and amortization expenses of \$52,000. Gross profit margin was adversely affected in 2025 because of U.S. tariffs on products primarily from our joint venture partner in India. Income from operations as a percentage of net sales for the year ended December 31, 2025, was 6.5%, compared to 6.0% for 2024.

**Other Income.** Other income decreased by \$741,000 to income of \$830,000 for the year ended December 31, 2025, compared to \$1,571,000 for 2024. The decrease was primarily due to a decrease in equity in income of unconsolidated affiliate of \$447,000, a decrease in interest income of \$264,000 and a decrease in gain on sale of assets of \$30,000. Equity in income of unconsolidated affiliate was down primarily due to lower sales as a result of the impact of U.S. tariffs. We expect this to improve going forward, as U.S. tariffs on goods from India are expected to decrease to 15% from 50%. The decrease in interest income was primarily due to lower interest rates.

**Income before Provision for Income Taxes.** Income before provision for income taxes for the year ended December 31, 2025, was \$4,669,000, compared to income before provision for income taxes of \$5,020,000 for 2024, representing a decrease of \$351,000, or 7.0%. This decrease in income before provision for income taxes was due to a decrease in other income of \$741,000, partially offset by an increase in income from operations of \$390,000.

**Provision for Income Taxes.** The provision for income taxes for the year ended December 31, 2025, was \$1,138,000, compared to \$1,091,000 for 2024. The estimated effective tax rate was 24.4% for the year ended December 31, 2025, compared to 21.8% for the year ended December 31, 2024. The effective tax rate increase between 2025 and 2024, of 2.6 percentage points, was primarily due to lower equity in income of unconsolidated affiliate in 2025. The Company does not record a tax provision on equity in income of unconsolidated affiliate, which reduces the effective tax rate. On July 4, 2025, the One Big Beautiful Bill Act (“OBBBA”) was enacted, which includes permanent extensions of most expiring Tax Cuts and Jobs Act provisions and international tax changes. The Company is still evaluating the potential impacts of the OBBBA; however, the Company does not anticipate it will have a material impact on the Company’s financial statements.

**Net Income.** Net income for the year ended December 31, 2025, was \$3,531,000 compared to net income of \$3,929,000 for 2024, representing a decrease of \$398,000, or 10.1%. The net income decrease between 2025 and 2024 was primarily due to a decrease in other income of \$741,000 and an increase in provision for income taxes of \$47,000, partially offset by an increase in income from operations of \$390,000. The other income decrease of \$741,000, the majority of which is not taxable, negatively impacted our net income in 2025. In addition, gross profit was adversely affected in 2025 as a result of U.S. tariffs. Net income as a percentage of net sales was 6.0% for the year ended December 31, 2025, compared to 6.8% for 2024. Basic earnings per common share for the years ended December 31, 2025 and 2024, were \$0.34 and \$0.35, respectively. Diluted earnings per common share for the years ended December 31, 2025 and 2024, were \$0.33 and \$0.35, respectively.

## LIQUIDITY AND CAPITAL RESOURCES

As of December 31, 2025, the Company had cash and cash equivalents (“cash”) of \$16,988,000 and working capital of \$48,462,000. As of December 31, 2025, the Company’s current ratio (current assets/current liabilities) was 13:1, compared to a current ratio of 16:1 as of December 31, 2024. Cash decreased by 8.8%, or \$1,648,000, to \$16,988,000 as of December 31, 2025, compared to \$18,636,000 as of December 31, 2024, and working capital increased by \$946,000, to \$48,462,000 from \$47,516,000 as of December 31, 2024. The decrease in cash from December 31, 2024, was due to cash used in investing activities of \$639,000 and cash used in financing activities of \$3,379,000, partially offset by cash provided by operating activities of \$2,370,000.

Net cash provided by operating activities of \$2,370,000 for the year ended December 31, 2025 was due to net income of \$3,531,000, as adjusted primarily by the following: stock-based compensation expense of \$540,000, depreciation and amortization expense of \$925,000, equity in income of unconsolidated affiliate of \$182,000, operating lease asset amortization of \$939,000, an increase in deferred income taxes of \$176,000, an increase in accounts receivable of \$3,244,000, a decrease in prepaid expenses of \$580,000, an increase in inventory of \$865,000, an increase in accounts payable and accrued liabilities of \$863,000, and a decrease in lease liabilities of \$893,000, all compared to December 31, 2024.

Accounts receivable increased by \$3,244,000, or 66.3%, to \$8,138,000 as of December 31, 2025, from \$4,894,000 as of December 31, 2024. The increase in accounts receivable was primarily related to increased disposable garment and other woven material sales in the fourth quarter of 2025 compared to the same period of 2024. The number of days that sales remained outstanding as of December 31, 2025, calculated by using an average of accounts receivable outstanding and annual revenue, was 40 days, compared to 36 days as of December 31, 2024.

Inventory increased by \$865,000, or 3.8%, to \$23,598,000 as of December 31, 2025, from \$22,733,000 as of December 31, 2024. The increase was due to an increase in inventory for the Building Supply segment of 1,898,000, or 17.4%, to \$12,829,000, partially offset by a decrease in inventory for the Disposable Protective Apparel segment of \$1,033,000, or 8.8%, to \$10,769,000.

Prepaid expenses decreased by \$580,000, or 13.3%, to \$3,796,000 as of December 31, 2025, from \$4,376,000 as of December 31, 2024. The decrease was primarily due to decreased prepayments for inventory and prepaid tax payments partially offset by increased prepaid insurance payments.

Right-of-use assets as of December 31, 2025, decreased by \$939,000 to \$7,775,000 from \$8,714,000 as of December 31, 2024, as a result of amortization of the right of use asset.

Lease liabilities as of December 31, 2025, decreased by \$893,000 to \$7,882,000 from \$8,775,000 as of December 31, 2024. The decrease in the lease liabilities was the result of lease payments made during the period.

Accounts payable and accrued liabilities as of December 31, 2025 increased by \$863,000, or 38.7%, to \$3,093,000, from \$2,230,000 as of December 31, 2024. The increase was primarily due to an increase in trade payables of \$722,000.

Net cash used in investing activities was \$639,000 for the year ended December 31, 2025, compared to net cash used in investing activities of \$3,776,000 for 2024. Investing activities for the years ended December 31, 2025 and 2024 consisted primarily of the purchase of property and equipment.

Net cash used in financing activities was \$3,379,000 for the year ended December 31, 2025, compared to net cash used in financing activities of \$3,664,000 for 2024. Net cash used in financing activities for the year ended December 31, 2025, resulted from the payment of \$3,345,000 for the repurchase of common stock and \$34,000 for treasury stock excise tax. Net cash used in financing activities for the year ended December 31, 2024, resulted from the payment of \$4,452,000 for the repurchase of common stock and \$44,000 for treasury stock excise tax, partially offset by \$832,000 in proceeds from the exercise of stock options.

As of December 31, 2025, we had \$1,397,000 available for stock purchases under our stock repurchase program. During the year ended December 31, 2025, we repurchased 685,313 shares of common stock at a cost of \$3,345,000. As of December 31, 2025, we had repurchased a total of 21,927,940 shares of common stock at a cost of approximately \$58,123,000 through our repurchase program which commenced in 1999. We retire all stock upon repurchase. Future repurchases are expected to be funded from cash on hand and cash flows from operating activities.

We believe that our current cash balance and expected cash flow from operations will be sufficient to satisfy our projected working capital and planned capital expenditures for the foreseeable future.

## **Related Parties**

During 2025 and 2024, the Company had no related party transactions, other than the Company's transactions with its non-consolidated affiliate, Harmony. See Note 6 to our consolidated financial statements for more information on our relationship with our non-consolidated affiliate Harmony Plastics Private Limited.

## **New Accounting Standards**

In December 2023, the FASB issued ASU 2023-09, Income Taxes ("Topic 740"): Improvements to Income Tax Disclosures to expand the disclosure requirements for income taxes, specifically related to the rate reconciliation and income taxes paid. ASU 2023-09 was effective for annual periods beginning after December 15, 2024. The Company adopted this pronouncement and the related disclosure for the year ended December 31, 2025, and revised its income tax disclosures in Note 14 – "Income Taxes" on a retrospective basis.

In November 2024, the FASB issued ASU 2024-03, Income Statement—Reporting Comprehensive Income—Expense Disaggregation Disclosures ("Subtopic 220-40"): Disaggregation of Income Statement Expenses ("ASU 2024-03"), which requires disclosure about the types of costs and expenses included in certain expense captions presented on the income statement. The new disclosure requirements are effective for the Company's annual periods beginning after December 15, 2026, and interim periods beginning after December 15, 2027, with early adoption permitted. The Company is evaluating the impact of this pronouncement on its related disclosures.

In July 2025, the FASB issued ASU 2025-05, Financial Instruments—Credit Losses ("Topic 326"): Measurement of Credit Losses for Accounts Receivable and Contract Assets, which provides a practical expedient to assume that conditions as of the balance sheet date remain unchanged over the life of the asset when estimating expected credit losses for current accounts receivable and current contract assets arising from transactions accounted for under Topic 606. The amendment is effective for fiscal years beginning after December 15, 2025. Early adoption is permitted. The amendments in this update should be applied on a prospective basis. The Company is evaluating the impact the adoption of this guidance will have on its consolidated financial statements and related disclosures.

Management periodically reviews new accounting standards that are issued. Management has not identified any other new standards that it believes merit further discussion at this time.

## Item 7A. Quantitative and Qualitative Disclosures About Market Risk.

We subcontract the manufacturing of products in Sri Lanka, China and, to a lesser extent, in Mexico, and have a joint venture in India. In addition, our principal executive office, with 21 employees, is located in Canada. We do not believe that we have a material foreign currency exposure in relation to our purchase agreements with companies in Sri Lanka, China, India and Mexico as they are settled in U.S. dollars. In addition, all sales transactions are in U.S. dollars. In Canada, our foreign currency exposure is not material because we do not conduct manufacturing operations in Canada. Our exposure is limited to payroll expenses in the Canadian branch office. We do have potential material foreign currency exposure in relation to equity in our unconsolidated affiliate in India. The strengthening of the U.S. dollar relative to the foreign currency in India results in an unfavorable currency translation impact on the value of our equity of unconsolidated affiliate and is reported in AOCL. The resulting foreign currency translation gains or losses are deferred as AOCL and reclassified to earnings only upon sale or liquidation of that business.

We do not expect any significant effect on our consolidated results of operations from interest or currency rate fluctuations. We do not hedge interest rates or foreign exchange risks.

## Alpha Pro Tech, Ltd.

### Item 8. Financial Statements and Supplementary Data.

|   | Page |
|---|------|
| Management’s Annual Report on Internal Control over Financial Reporting .....                       | 23   |
| Report of Independent Registered Public Accounting Firm (PCAOB ID 270).....                         | 24   |
| Consolidated Financial Statements:  |      |
| Consolidated Balance Sheets as of December 31, 2025 and 2024 .....                                  | 25   |
| Consolidated Statements of Income for the Years Ended December 31, 2025 and 2024.....               | 26   |
| Consolidated Statements of Comprehensive Income for the Years Ended December 31, 2025 and 2024..... | 27   |
| Consolidated Statements of Shareholders’ Equity for the Years Ended December 31, 2025 and 2024..... | 28   |
| Consolidated Statements of Cash Flows for the Years Ended December 31, 2025 and 2024.....           | 29   |
| Notes to Consolidated Financial Statements .....  | 30   |

All schedules are omitted because they are not applicable or the required information is shown in the consolidated financial statements or notes thereto.

## **Management's Report on Internal Control over Financial Reporting**

Our management is responsible for establishing and maintaining adequate internal control over financial reporting. Internal control over financial reporting is defined in Rule 13a-15(f) and Rule 15d-15(f) under the Securities Exchange Act of 1934 as a process designed by, or under the supervision of, our principal executive and principal financial officers, and effected by our Board of Directors, management and other personnel, to provide reasonable assurance regarding the reliability of financial reporting and the preparation of financial statements for external purposes in accordance with U.S. generally accepted accounting principles and includes those policies and procedures that:

- pertain to the maintenance of records that, in reasonable detail, accurately and fairly reflect our transactions and dispositions of our assets;
- provide reasonable assurance that transactions are recorded as necessary to permit preparation of financial statements in accordance with U.S. generally accepted accounting principles, and that our receipts and expenditures are being made only in accordance with authorizations of management and directors; and
- provide reasonable assurance regarding prevention or timely detection of unauthorized acquisition, use or disposition of our assets that could have a material effect on the financial statements.

Because of its inherent limitations, internal control over financial reporting may not prevent or detect misstatements. Also, projections of any evaluation of effectiveness to future periods are subject to the risk that controls may become inadequate because of changes in conditions, or that the degree of compliance with the policies or procedures may deteriorate.

Under the supervision and with the participation of our management, including our principal executive and principal financial officers, we assessed, as of December 31, 2025, the effectiveness of our internal control over financial reporting. This assessment was based on criteria established in accordance with the Internal Control-Integrated Framework issued by the Committee of Sponsoring Organizations of the Treadway Commission (2013 framework). Based on this assessment, our management concluded that our internal control over financial reporting was effective as of December 31, 2025.

## REPORT OF INDEPENDENT REGISTERED PUBLIC ACCOUNTING FIRM

To the Shareholders and the Board of Directors of Alpha Pro Tech, Ltd.

### Opinion on the Consolidated Financial Statements

We have audited the accompanying consolidated balance sheets of Alpha Pro Tech, Ltd. and subsidiaries (collectively, the Company) as of December 31, 2025 and 2024, the related consolidated statements of income, comprehensive income, shareholders' equity, and cash flows for each of the years in the two-year period ended December 31, 2025, and the related notes (collectively referred to as the financial statements). In our opinion, the financial statements referred to above present fairly, in all material respects, the consolidated financial position of the Company as of December 31, 2025 and 2024, and the consolidated results of its operations and its cash flows for each of the years in the two-year period ended December 31, 2025, in conformity with accounting principles generally accepted in the United States of America.

### Basis for Opinion

These financial statements are the responsibility of the Company's management. Our responsibility is to express an opinion on the Company's financial statements based on our audits. We are a public accounting firm registered with the Public Company Accounting Oversight Board (United States) (PCAOB) and are required to be independent with respect to the Company in accordance with the U.S. federal securities laws and the applicable rules and regulations of the Securities and Exchange and the PCAOB.

We conducted our audits in accordance with the standards of the PCAOB. Those standards require that we plan and perform the audits to obtain reasonable assurance about whether the financial statements are free of material misstatement, whether due to error or fraud. The Company is not required to have, nor were we engaged to perform, an audit of its internal control over financial reporting. As part of our audits, we are required to obtain an understanding of internal control over financial reporting, but not for the purpose of expressing an opinion on the effectiveness of the Company's internal control over financial reporting. Accordingly, we express no such opinion.

Our audits included performing procedures to assess the risk of material misstatement of the financial statements, whether due to error or fraud, and performing procedures that respond to those risks. Such procedures included examining, on a test basis, evidence regarding the amounts and disclosures in the financial statements. Our audits also included evaluating the accounting principles used and significant estimates made by management, as well as evaluating the overall presentation of the financial statements. We believe that our audits provide a reasonable basis for our opinion.

### Critical Audit Matters

The critical audit matter communicated below is a matter arising from the current period audit of the financial statements that was communicated or required to be communicated to the audit committee and that: (1) relates to accounts or disclosures that are material to the financial statements and (2) involved our especially challenging, subjective, or complex judgments. The communication of the critical audit matter does not alter in any way our opinion on the financial statements, taken as a whole, and we are not, by communicating the critical audit matter below, providing a separate opinion on the critical audit matter or on the accounts or disclosures to which it relates.

#### Equity Investment in Unconsolidated Affiliate

As more fully described in Notes 2 and 6 to the consolidated financial statements, the Company holds a noncontrolling equity investment in a foreign entity which produces and sales certain products to the Company. As a global organization with an international affiliate, the Company needs to properly value its noncontrolling equity basis investment.

Auditing the Company's noncontrolling equity investment in a foreign entity was complex and required significant auditor judgement due to the complexities inherent with a foreign domiciled investment with related party transactions, foreign currency translation adjustments, and the potential of impairment.

Our testing of the Company's noncontrolling equity investment in a foreign entity included, among other procedures, testing data for the foreign entity, evaluating and testing the significant assumptions and operating data used to eliminate intercompany transactions, and evaluating management's method for accounting for the foreign currency transactions. We also visited the factories in India to test the existence of the factories, equipment, and inventory, and to observe operations of the affiliated entity.

/s/ Tanner LLP  
Lehi, Utah  
March 11, 2026

We have served as the Company's auditors since 2011.  
(PCAOB ID 270)

# Alpha Pro Tech, Ltd.

## Consolidated Balance Sheets

|   | <b>December 31,<br/>2025</b> | <b>December 31,<br/>2024</b> |
|---|------------------------------|------------------------------|
| <b>Assets</b>   |                              |                              |
| Current assets:   |                              |                              |
| Cash and cash equivalents   | \$ 16,988,000                | \$ 18,636,000                |
| Accounts receivable, net  | 6,936,000                    | 3,692,000                    |
| Accounts receivable, related party  | 1,202,000                    | 1,202,000                    |
| Inventories, net  | 23,598,000                   | 22,733,000                   |
| Prepaid expenses  | 3,796,000                    | 4,376,000                    |
| Total current assets  | <u>52,520,000</u>            | <u>50,639,000</u>            |
| Property and equipment, net   | 8,234,000                    | 8,520,000                    |
| Goodwill  | 55,000                       | 55,000                       |
| Right-of-use assets   | 7,775,000                    | 8,714,000                    |
| Equity investment in unconsolidated affiliate   | 5,548,000                    | 5,814,000                    |
| Total assets  | <u>\$ 74,132,000</u>         | <u>\$ 73,742,000</u>         |
| <b>Liabilities and Shareholders' Equity</b>   |                              |                              |
| Current liabilities:  |                              |                              |
| Accounts payable  | \$ 2,005,000                 | \$ 1,283,000                 |
| Accrued liabilities   | 1,088,000                    | 947,000                      |
| Lease liabilities   | 965,000                      | 893,000                      |
| Total current liabilities   | <u>4,058,000</u>             | <u>3,123,000</u>             |
| Lease liabilities, net of current portion   | 6,917,000                    | 7,882,000                    |
| Deferred income tax liabilities, net  | 679,000                      | 503,000                      |
| Total liabilities   | <u>11,654,000</u>            | <u>11,508,000</u>            |
| Commitments and contingencies   |                              |                              |
| Shareholders' equity:   |                              |                              |
| Common stock, \$.01 par value: 50,000,000 shares authorized;<br>10,131,565 and 10,816,878 shares outstanding as of<br>December 31, 2025 and December 31, 2024, respectively | 101,000                      | 108,000                      |
| Additional paid-in capital  | 15,828,000                   | 16,368,000                   |
| Retained earnings   | 48,496,000                   | 47,257,000                   |
| Accumulated other comprehensive loss  | (1,947,000)                  | (1,499,000)                  |
| Total shareholders' equity  | <u>62,478,000</u>            | <u>62,234,000</u>            |
| Total liabilities and shareholders' equity  | <u>\$ 74,132,000</u>         | <u>\$ 73,742,000</u>         |

The accompanying notes are an integral part of these consolidated financial statements.

# Alpha Pro Tech, Ltd.

## Consolidated Statements of Income

|  | Years Ended December 31, |               |
|--|--------------------------|---------------|
|  | 2025                     | 2024          |
| Net sales  | \$ 59,142,000            | \$ 57,840,000 |
| Cost of goods sold, excluding depreciation<br>and amortization | 36,605,000               | 34,907,000    |
| Gross profit   | 22,537,000               | 22,933,000    |
| Operating expenses:  |                          |               |
| Selling, general and administrative                            | 17,773,000               | 18,611,000    |
| Depreciation and amortization                                  | 925,000                  | 873,000       |
| Total operating expenses                                       | 18,698,000               | 19,484,000    |
| Income from operations   | 3,839,000                | 3,449,000     |
| Other income:  |                          |               |
| Equity in income of unconsolidated affiliate                   | 182,000                  | 629,000       |
| Gain on sale of property and equipment                         | -                        | 30,000        |
| Interest income, net   | 648,000                  | 912,000       |
| Total other income, net  | 830,000                  | 1,571,000     |
| Income before provision for income taxes                       | 4,669,000                | 5,020,000     |
| Provision for income taxes                                     | 1,138,000                | 1,091,000     |
| Net income   | \$ 3,531,000             | \$ 3,929,000  |
| Basic earnings per common share                                | \$ 0.34                  | \$ 0.35       |
| Diluted earnings per common share                              | \$ 0.33                  | \$ 0.35       |
| Basic weighted average common shares outstanding               | 10,444,663               | 11,137,873    |
| Diluted weighted average common shares outstanding             | 10,550,439               | 11,235,046    |

The accompanying notes are an integral part of these consolidated financial statements.

# Alpha Pro Tech, Ltd.

## Consolidated Statements of Comprehensive Income

---

|   | Years Ended December 31, |                     |
|---|--------------------------|---------------------|
|   | 2025                     | 2024                |
| Net income  | \$ 3,531,000             | \$ 3,929,000        |
| Other comprehensive loss - foreign<br>currency translation loss | (448,000)                | (62,000)            |
| Comprehensive income  | <u>\$ 3,083,000</u>      | <u>\$ 3,867,000</u> |

The accompanying notes are an integral part of these consolidated financial statements.

# Alpha Pro Tech, Ltd.

## Consolidated Statements of Shareholders' Equity

|                                      | Common Stock |            | Additional<br>Paid-in<br>Capital | Retained<br>Earnings | Accumulated<br>Other<br>Comprehensive<br>Loss | Total         |
|--------------------------------------|--------------|------------|----------------------------------|----------------------|---|---------------|
|                                      | Shares       | Amount     |                                  |                      |   |               |
| Balance as of December 31, 2023      | 11,416,212   | \$ 114,000 | \$ 16,339,000                    | \$ 46,552,000        | \$ (1,437,000)                                | \$ 61,568,000 |
| Common stock repurchased and retired | (831,000)    | (8,000)    | (1,220,000)                      | (3,224,000)          | -   | (4,452,000)   |
| Treasury stock excise tax            | -            | -          | (44,000)                         | -                    | -   | (44,000)      |
| Options exercised                    | 231,666      | 2,000      | 830,000                          | -                    | -   | 832,000       |
| Stock-based compensation expense     | -            | -          | 463,000                          | -                    | -   | 463,000       |
| Total comprehensive income (loss)    | -            | -          | -                                | 3,929,000            | (62,000)                                      | 3,867,000     |
| Balance as of December 31, 2024      | 10,816,878   | 108,000    | 16,368,000                       | 47,257,000           | (1,499,000)                                   | 62,234,000    |
| Common stock repurchased and retired | (685,313)    | (7,000)    | (1,046,000)                      | (2,292,000)          | -   | (3,345,000)   |
| Treasury stock excise tax            | -            | -          | (34,000)                         | -                    | -   | (34,000)      |
| Stock-based compensation expense     | -            | -          | 540,000                          | -                    | -   | 540,000       |
| Total comprehensive income (loss)    | -            | -          | -                                | 3,531,000            | (448,000)                                     | 3,083,000     |
| Balance as of December 31, 2025      | 10,131,565   | \$ 101,000 | \$ 15,828,000                    | \$ 48,496,000        | \$ (1,947,000)                                | \$ 62,478,000 |

The accompanying notes are an integral part of these consolidated financial statements.

# Alpha Pro Tech, Ltd.

## Consolidated Statements of Cash Flows

|  | Years Ended December 31, |                      |
|--|--------------------------|----------------------|
|  | 2025                     | 2024                 |
| <b>Cash Flows From Operating Activities:</b>   |                          |                      |
| Net income   | \$ 3,531,000             | \$ 3,929,000         |
| Adjustments to reconcile net income to net cash and cash equivalents provided by operating activities: |                          |                      |
| Share-based compensation   | 540,000                  | 463,000              |
| Depreciation and amortization  | 925,000                  | 873,000              |
| Equity in income of unconsolidated affiliate   | (182,000)                | (629,000)            |
| Gain on sale of property and equipment   | -                        | (30,000)             |
| Non-cash lease expense   | 939,000                  | 899,000              |
| Deferred income taxes  | 176,000                  | 61,000               |
| Changes in operating assets and liabilities:   |                          |                      |
| Accounts receivable, net   | (3,244,000)              | 1,811,000            |
| Accounts receivable, related party   | -                        | (160,000)            |
| Inventories, net   | (865,000)                | (2,602,000)          |
| Prepaid expenses   | 580,000                  | 1,634,000            |
| Accounts payable and accrued liabilities   | 863,000                  | 325,000              |
| Lease liabilities  | (893,000)                | (876,000)            |
| Net cash provided by operating activities  | <u>2,370,000</u>         | <u>5,698,000</u>     |
| <b>Cash Flows From Investing Activities:</b>   |                          |                      |
| Purchases of property and equipment  | (639,000)                | (3,806,000)          |
| Proceeds from sale of property and equipment   | -                        | 30,000               |
| Net cash used in investing activities  | <u>(639,000)</u>         | <u>(3,776,000)</u>   |
| <b>Cash Flows From Financing Activities:</b>   |                          |                      |
| Proceeds from exercise of stock options  | -                        | 832,000              |
| Repurchase of common stock   | (3,345,000)              | (4,452,000)          |
| Treasury stock excise tax  | (34,000)                 | (44,000)             |
| Net cash used in financing activities  | <u>(3,379,000)</u>       | <u>(3,664,000)</u>   |
| Decrease in cash and cash equivalents  | (1,648,000)              | (1,742,000)          |
| Cash and cash equivalents, beginning of the year   | <u>18,636,000</u>        | <u>20,378,000</u>    |
| Cash and cash equivalents, end of the year   | <u>\$ 16,988,000</u>     | <u>\$ 18,636,000</u> |
| <b>Supplemental disclosure of cash flow information:</b>   |                          |                      |
| Cash paid for income taxes   | <u>\$ 890,000</u>        | <u>\$ 1,435,000</u>  |
| <b>Supplemental disclosure of non-cash transactions:</b>   |                          |                      |
| Net non-cash changes to operating leases   | <u>\$ -</u>              | <u>\$ 4,803,000</u>  |

The accompanying notes are an integral part of these consolidated financial statements.

# Alpha Pro Tech, Ltd.

## Notes to Consolidated Financial Statements

---

### 1. The Company

Alpha Pro Tech, Ltd. (“Alpha Pro Tech,” the “Company,” “we”, “us” or “our”) is in the business of protecting people, products and environments. The Company accomplishes this by developing, manufacturing and marketing a line of building supply products for the new home and re-roofing markets and a line of disposable protective apparel for the cleanroom, industrial, pharmaceutical, medical and dental markets.

The Building Supply segment consists of construction weatherization products, such as housewrap, housewrap accessories, namely tape and flashing, synthetic roof underlayment and synthetic roof underlayment accessories, namely self-adhered underlayment, as well as other woven material.

The Disposable Protective Apparel segment consists of a complete line of disposable protective garments (shoecovers, bouffant caps, coveralls, gowns, frocks and lab coats), face masks and face shields. All of our disposable protective apparel products, including face masks and face shields, are sold through similar distribution channels, are single-use and disposable, have the purpose of protecting people, products and environments, and have to be produced in Food and Drug Administration (“FDA”) approved facilities, regardless of the market served.

The Company’s products are sold under the “Alpha Pro Tech” brand name as well as under private label and are predominantly sold in the United States of America (“U.S.”).

### 2. Summary of Significant Accounting Policies

#### Principles of Consolidation

The consolidated financial statements of the Company include the accounts of the Company and its wholly-owned subsidiaries, Alpha Pro Tech, Inc. and Alpha ProTech Engineered Products, Inc. All significant intercompany accounts and transactions have been eliminated in consolidation.

Events that occurred after December 31, 2025, through the date on which these financial statements were filed with the Securities and Exchange Commission (“SEC”) were considered in the preparation of these financial statements.

#### Use of Estimates

The preparation of financial statements in conformity with U.S. generally accepted accounting principles (“U.S. GAAP”) requires management to make estimates and assumptions that affect the reported amounts of assets and liabilities and the disclosure of contingent assets and liabilities at the date of the financial statements and the reported amounts of revenues and expenses for the reporting period. Actual results could differ from these estimates.

#### Periods Presented

All amounts have been rounded to the nearest thousand with the exception of the per share data. The Company qualified as a smaller reporting company at the measurement date for determining such qualification during 2025. According to the disclosure requirements for smaller reporting companies, the Company has included balance sheets as of the end of the two most recent years and statements of income, comprehensive income, shareholders’ equity and cash flows for each of the two most recent years.

#### Cash and Cash Equivalents

The Company considers all highly liquid investments purchased with an original maturity of three months or less to be cash equivalents. The Company’s cash and cash equivalents primarily consists of cash in banks and money market accounts.

#### Investments

Investments are classified as available-for-sale in accordance with U.S. GAAP. The Company does not have any investments in securities that are classified as held-to-maturity or trading. Available-for-sale investments are carried at their fair values using quoted prices in active markets for identical securities, with realized and unrealized gains and losses reported in net income. The cost of securities sold is based on the specific identification method. Investments that the Company intends to hold for more than one year are classified as long-term investments in the accompanying consolidated balance sheets.

# Alpha Pro Tech, Ltd.

## Notes to Consolidated Financial Statements

---

### Accounts Receivable

Accounts receivable are recorded at the invoice amount and do not bear interest. The allowance for credit losses on accounts receivable is the Company's best estimate of the amount of expected credit losses in the Company's existing accounts receivable; however, changes in circumstances relating to accounts receivable may result in a requirement for additional allowances in the future. The Company pools accounts receivable based on risk characteristics, which include type of customer and age of open receivable balance. The allowance for each credit loss pool is estimated based on historical write-off experience and known conditions, adjusted for management's reasonable and supportable expectations of future conditions. Account balances are charged against the allowance when management determines that the probability for collection of an account balance is remote. As of December 31, 2025 and 2024, the Company had accounts receivable totaling \$8,138,000 and \$4,894,000, respectively. As of December 31, 2025 and 2024, the Company had recorded an allowance for credit losses on accounts receivable of \$46,000 and \$35,000 respectively.

### Inventories

Inventories include freight-in, materials, labor and overhead costs and are stated at the lower of cost or net realizable value. Allowances are recorded for slow-moving, obsolete or unusable inventories. The Company assesses inventories for estimated obsolescence or unmarketable products and writes down the difference between the cost of the inventories and the estimated net realizable values based upon assumptions about future sales and supplies on-hand. As of December 31, 2025 and 2024, the Company had recorded an allowance for excess and obsolete inventories of \$384,000 and \$416,000, respectively.

### Property and Equipment

Property and equipment are stated at cost less accumulated depreciation and amortization. Costs to develop internal use software are charged to expense as incurred until the preliminary project stage has been completed and application development begins. The Company discontinues capitalization upon entering the post-implementation stage and expenses ongoing maintenance and support costs. Property and equipment are depreciated or amortized using the straight-line method over the shorter of the respective useful lives of the assets or the related lease terms as follows:

|   |      |
|---|------|
| Buildings (in years)                      | 25   |
| Machinery and equipment (in years)        | 5-15 |
| Office furniture and equipment (in years) | 2-7  |
| Leasehold improvements (in years)         | 4-5  |
| Software (in years)                       | 5    |

Expenditures for renewals and betterments are capitalized, whereas costs of maintenance and repairs are charged to operations in the period incurred.

### Goodwill and Intangible Assets

The Company accounts for goodwill and definite-lived intangible assets in accordance with Financial Accounting Standards Board ("FASB") Accounting Standards Codification ("ASC") 350, Intangibles – Goodwill and Other. Goodwill is not amortized, but rather is tested annually for impairment. Intangible assets with finite lives are amortized over their useful lives (see Note 5). The Company's patents and trademarks are recorded at cost and are amortized using the straight-line method over their estimated useful lives of 5-17 years.

### Fair Value of Financial Instruments

The estimated fair values of financial instruments are determined based on relevant market information and cannot be determined with precision. The Company's financial instruments consist primarily of cash and cash equivalents.

### Impairment of Long-Lived Assets

The Company reviews long-lived assets for impairment whenever events or changes in its business circumstances indicate that the carrying amounts of the assets may not be fully recoverable. If it is determined that the undiscounted future net cash flows are not sufficient to recover the carrying values of the assets, an impairment loss is recognized for the excess of the carrying values over the fair values of the assets. The Company believes that the future undiscounted net cash flows to be received from its long-lived assets exceed the assets' carrying values and, accordingly, the Company has not recognized any impairment losses

# Alpha Pro Tech, Ltd.

## Notes to Consolidated Financial Statements

---

for the years ended December 31, 2025 and 2024.

### Revenue Recognition

Net sales includes revenue from products and shipping and handling charges, net of estimates for product returns and any related sales incentives. Our customer contracts have a single performance obligation: transfer control of products to customers. Revenue is measured as the amount of consideration that we expect to receive in exchange for transferring control of products. All revenue is recognized when we satisfy our performance obligations under the applicable contract. We recognize revenue in connection with transferring control of the promised products to the customer, with revenue being recognized at the point in time when the customer obtains control of the products, which is generally when title passes to the customer upon delivery to a third party carrier for FOB shipping point arrangements and to the customer for FOB destination arrangements, at which time a receivable is created for the invoice sent to the customer. Shipping and handling activities are performed prior to the customer obtaining control of the goods, and are accounted for as fulfillment activities and are not a promised good or service. Shipping and handling charges billed to customers are included in revenue. Shipping and handling costs, associated with the distribution of the Company's product to the customers, are recorded in cost of goods sold and are recognized when control of the product is transferred to the customer, which is generally when title passes to the customer upon delivery to a third-party carrier for FOB shipping point arrangements and to the customer for FOB destination arrangements. We estimate product returns based on historical return rates and estimate rebates based on contractual agreements. Using probability assessments, we estimate sales incentives expected to be paid over the term of the contract. Sales taxes and value added taxes in foreign and domestic jurisdictions that are collected from customers and remitted to governmental authorities are accounted for on a net basis and, therefore, are excluded from net sales. The Company manufactures certain private label goods for customers and has determined that control does not pass to the customer at the time of manufacture, based upon the nature of the private labelling. The Company has determined as of December 31, 2025, that it had no material contract assets, and concluded that its contract liabilities (primarily rebates) had the right of offset against customer receivables. See Note 14 for information on revenue disaggregated by type and by geographic region.

### Shipping and Handling Costs

The costs of shipping products to distributors are recorded in cost of goods sold.

### Stock-Based Compensation

The Company maintains the 2020 Incentive Plan under which the Company may grant incentive stock options, non-qualified stock options, restricted stock, restricted stock units and other equity-based compensation to employees and non-employee directors. Stock options have been granted with exercise prices at or above the fair market value of the underlying shares of common stock on the date of grant. Options vest and expire according to terms established at the grant date. Restricted stock and restricted stock units have been granted, and the fair market value of these awards equals the closing stock price on the date of grant.

The Company accounts for share-based awards in accordance with ASC 718, Stock Compensation. ASC 718 requires companies to record compensation expense for the value of all outstanding and unvested share-based awards, including employee stock options.

For the years ended December 31, 2025 and 2024, there were no stock options granted under the Company's stock option plan. The Company recognized \$55,000 and \$59,000 in stock-based compensation expense for the years ended December 31, 2025 and 2024, respectively, related to outstanding options. For the years ended December 31, 2025 and 2024, 32,330 and 29,675 restricted stock equity awards, respectively, were granted under the 2020 Incentive Plan and the compensation expense associated with these awards was \$485,000 and \$404,000 in 2025 and 2024, respectively.

### Income Taxes

The Company accounts for income taxes using the asset and liability method. A valuation allowance is recorded to reduce the carrying amounts of deferred income tax assets unless it is more likely than not that such assets will be realized. The Company's policy is to record any interest and penalties assessed by the Internal Revenue Service as a component of the provision for income taxes. The Company provides allowances for uncertain income tax positions when it is more likely than not that the position will not be sustained upon examination by the tax authority.

Alpha Pro Tech, Ltd. and its subsidiaries file income tax returns in the U.S. federal jurisdiction, and in various state and foreign jurisdictions.

# Alpha Pro Tech, Ltd.

## Notes to Consolidated Financial Statements

---

### Earnings Per Common Share

The following table provides a reconciliation of both net income and the number of shares used in the computation of “basic” earnings per common share (“EPS”), which utilizes the weighted average number of common shares outstanding without regard to potential common shares, and “diluted” EPS, which includes all potential common shares which are dilutive for the years ended December 31, 2025 and 2024.

|  | Years Ended December 31, |              |
|--|--------------------------|--------------|
|  | 2025                     | 2024         |
| Net income (numerator)                             | \$ 3,531,000             | \$ 3,929,000 |
| Shares (denominator):                              |                          |              |
| Basic weighted average common shares outstanding   | 10,444,663               | 11,137,873   |
| Add: Dilutive effect of common stock options       | 105,776                  | 97,173       |
| Diluted weighted average common shares outstanding | 10,550,439               | 11,235,046   |
| Earnings per common share:                         |                          |              |
| Basic  | \$ 0.34                  | \$ 0.35      |
| Diluted  | \$ 0.33                  | \$ 0.35      |

### Translation of Foreign Currencies

Transactions in foreign currencies are translated into U.S. dollars at the exchange rate prevailing at the transaction date. Monetary assets and liabilities in foreign currencies at each period end are translated at the exchange rate in effect at that date. Transaction gains or losses on foreign currencies are reflected in selling, general and administrative expenses and were not material for the years ended December 31, 2025 and 2024.

The Company does not have a material foreign currency exposure in regards to purchase agreements with companies in Asia and Mexico as the agreements are in U.S. dollars. In addition, all sales transactions are in U.S. dollars. The Company has a foreign currency exposure with respect to its Canadian branch office. The foreign currency exposure is not material due to the fact that the Company does not manufacture products in Canada. The exposure primarily relates to payroll expenses in the Company’s administrative branch office in Canada. The Company also has potentially material foreign currency exposure in regards to its equity in its unconsolidated affiliate in India. The Company’s unconsolidated affiliate operations are in India; therefore, U.S. GAAP requires the Company to adjust the value of its investment for changes in foreign currency exchange rates. The Company determines the functional currency of its joint venture based upon the primary currency used to generate and expend cash, which is the currency of the country in which the joint venture is located. For joint ventures with functional currencies other than the U.S. dollar, the investment in that joint venture is translated into U.S. dollars using period-end exchange rates. The resulting foreign currency translation losses are deferred as accumulated other comprehensive loss (“AOCL”) and reclassified to earnings only upon sale or liquidation of that business. The foreign currency translations reduced the balance of equity in unconsolidated affiliated by \$1,947,000 and \$1,499,000 as of December 31, 2025 and 2024, respectively, and the loss was recorded in AOCL.

### Research and Development Costs

Research and development costs are expensed as incurred and are included in selling, general and administrative expenses. Such costs were not material for the years ended December 31, 2025 and 2024.

### Advertising Costs

The Company expenses advertising and promotional costs as incurred. These costs are included in selling, general and administrative expenses and were \$48,000 and \$65,000 for the years ended December 31, 2025 and 2024, respectively.

### Loss Contingencies

The outcomes of legal proceedings and claims brought against the Company are subject to uncertainty. An estimated loss from a loss contingency such as a legal proceeding or claim is accrued if it is probable that an asset has been impaired or a liability has

# Alpha Pro Tech, Ltd.

## Notes to Consolidated Financial Statements

been incurred and the amount of the loss can be reasonably estimated. In determining whether a loss should be accrued, we evaluate, among other factors, the degree of probability of an unfavorable outcome and the ability to make a reasonable estimate of the amount of loss.

### Fair Value Measurements

ASC 820, Fair Value Measurements and Disclosures, establishes a framework for measuring fair value in accordance with U.S. GAAP, clarifies the definition of fair value within that framework and expands disclosures about the use of fair value measurements. On a quarterly basis, the Company measures at fair value certain financial assets using a hierarchy of valuation techniques based on whether the inputs to those valuation techniques are observable or unobservable. Observable inputs reflect market data obtained from independent sources, while unobservable inputs reflect the Company's own assumptions. The fair value hierarchy prioritizes the inputs into three broad levels.

This hierarchy requires the Company to minimize the use of unobservable inputs and to use observable market data, if available, when determining fair value. There were no fair values of the Company's financial assets as of December 31, 2025 and 2024.

### New Accounting Standards

In December 2023, the FASB issued ASU 2023-09, Income Taxes ("Topic 740"): Improvements to Income Tax Disclosures to expand the disclosure requirements for income taxes, specifically related to the rate reconciliation and income taxes paid. ASU 2023-09 was effective for annual periods beginning after December 15, 2024. The Company adopted this pronouncement and the related disclosure for the year ended December 31, 2025, and revised its income tax disclosures in Note 14 – "Income Taxes" on a retrospective basis.

In November 2024, the FASB issued ASU 2024-03, Income Statement—Reporting Comprehensive Income—Expense Disaggregation Disclosures ("Subtopic 220-40"): Disaggregation of Income Statement Expenses ("ASU 2024-03"), which requires disclosure about the types of costs and expenses included in certain expense captions presented on the income statement. The new disclosure requirements are effective for the Company's annual periods beginning after December 15, 2026, and interim periods beginning after December 15, 2027, with early adoption permitted. The Company is evaluating the impact of this pronouncement on its related disclosures.

In July 2025, the FASB issued ASU 2025-05, Financial Instruments—Credit Losses ("Topic 326"): Measurement of Credit Losses for Accounts Receivable and Contract Assets, which provides a practical expedient to assume that conditions as of the balance sheet date remain unchanged over the life of the asset when estimating expected credit losses for current accounts receivable and current contract assets arising from transactions accounted for under Topic 606. The amendment is effective for fiscal years beginning after December 15, 2025. Early adoption is permitted. The amendments in this update should be applied on a prospective basis. The Company is evaluating the impact of this pronouncement on the Company's consolidated financial statements and related disclosures.

Management periodically reviews new accounting standards that are issued. Management has not identified any other new standards that it believes merit further discussion at this time.

### 3. Inventories

Inventories consisted of the following:

|                 | December 31,         |                      |
|-----------------|----------------------|----------------------|
|                 | 2025                 | 2024                 |
| Raw materials   | \$ 9,454,000         | \$ 10,948,000        |
| Work in process | 4,468,000            | 2,934,000            |
| Finished goods  | 9,676,000            | 8,851,000            |
| Total inventory | <u>\$ 23,598,000</u> | <u>\$ 22,733,000</u> |

# Alpha Pro Tech, Ltd.

## Notes to Consolidated Financial Statements

---

### 4. Property and Equipment

Property and equipment consisted of the following:

|  | December 31,        |                     |
|--|---------------------|---------------------|
|  | 2025                | 2024                |
| Buildings                                      | \$ 493,000          | \$ 493,000          |
| Machinery and equipment                        | 16,796,000          | 16,732,000          |
| Office furniture and equipment                 | 3,192,000           | 2,927,000           |
| Leasehold improvements                         | 827,000             | 690,000             |
|  | <u>21,308,000</u>   | <u>20,842,000</u>   |
| Less accumulated depreciation and amortization | <u>(13,074,000)</u> | <u>(12,322,000)</u> |
| Total net property and equipment               | <u>\$ 8,234,000</u> | <u>\$ 8,520,000</u> |

Depreciation and amortization expense for property and equipment were \$925,000 and \$873,000 for the years ended December 31, 2025 and 2024, respectively.

### 5. Goodwill

Management evaluates goodwill for impairment on an annual basis (in the fourth quarter), and no impairment charge was identified for the years presented.

### 6. Equity Investments in Unconsolidated Affiliate

In 2005, Alpha ProTech Engineered Products, Inc. (a subsidiary of Alpha Pro Tech, Ltd.) entered into a joint venture with a manufacturer in India, Maple Industries and associates, for the production of building products. Under the terms of the joint venture agreement, a private company, Harmony Plastics Private Limited (“Harmony”), was created with ownership interests of 41.66% owned by Alpha ProTech Engineered Products, Inc. and 58.34% owned by Maple Industries and associates.

This joint venture positions Alpha ProTech Engineered Products, Inc. to respond to current and expected increased product demand for housewrap and synthetic roof underlayment and provides future capacity for sales of specialty roofing component products and custom products for industrial applications requiring high quality extrusion coated fabrics. In addition, the joint venture now supplies products for the Company’s Disposable Protective Apparel segment.

The capital from the initial funding and a bank loan, which loan is guaranteed exclusively by the individual shareholders of Maple Industries and associates and collateralized by the assets of Harmony, were utilized to purchase the original manufacturing facility in India. Harmony currently has four facilities in India (three owned and one rented), consisting of: (1) a 139,000 square foot building for manufacturing building products; (2) a 121,000 square foot building for manufacturing coated material and sewing proprietary disposable protective apparel; (3) a 23,000 square foot facility for sewing proprietary disposable protective apparel; and (4) a 159,000 square foot facility (rented) for manufacturing Building Supply segment products. All additions have been financed by Harmony with no guarantees from the Company.

In accordance with ASC 810, Consolidation, the Company assesses whether or not related entities are variable interest entities (“VIEs”). For those related entities that qualify as VIEs, ASC 810 requires the Company to determine whether the Company is the primary beneficiary of the VIE, and, if so, to consolidate the VIE. The Company has determined that Harmony is not a VIE and is, therefore, considered to be an unconsolidated affiliate.

The Company records its investment in Harmony as “equity investment in unconsolidated affiliate” in the accompanying consolidated balance sheets. The Company records its equity interest in Harmony’s results of operations as “equity in income of unconsolidated affiliate” in the accompanying consolidated statements of income. The Company periodically reviews its investment in Harmony for impairment. Management has determined that no impairment was required as of December 31, 2025, or December 31, 2024. Under the equity method, since the Company’s reporting currency is different from that of Harmony’s reporting currency, the Company is required to translate our proportionate share of equity for effects of translations in foreign currency and adjust the investment accordingly, and accrue the adjustment as a component of AOCL.

# Alpha Pro Tech, Ltd.

## Notes to Consolidated Financial Statements

For the years ended December 31, 2025 and 2024, the Company purchased \$19,397,000 and \$22,080,000 of inventories, respectively, from Harmony. For the years ended December 31, 2025 and 2024, the Company recorded equity in income of unconsolidated affiliate of \$182,000 and \$629,000, respectively. For the years ended December 31, 2025 and 2024, the Company sold \$628,000 and \$839,000 of inventories, respectively, to Harmony.

As of December 31, 2025, the Company's investment in Harmony was \$5,548,000, which consisted of its original \$1,450,000 investment and cumulative equity in income of unconsolidated affiliate of \$7,064,000, less \$942,000 in repayments of an advance, payments of \$77,000 in dividends and AOCL on foreign currency translations of \$1,947,000.

### 7. Accrued Liabilities

Accrued liabilities consisted of the following:

|  | December 31,        |                   |
|--|---------------------|-------------------|
|  | 2025                | 2024              |
| Payroll expenses and tax payable                               | \$ 269,000          | \$ 221,000        |
| Commission and bonuses payable and general accrued liabilities | 819,000             | 726,000           |
| Total accrued liabilities                                      | <u>\$ 1,088,000</u> | <u>\$ 947,000</u> |

Contract liabilities were \$3,952,000 and \$3,224,000 as of December 31, 2025 and 2024, respectively, which are netted against the related accounts receivable due to the legal right of offset.

### 8. Shareholders' Equity

#### Repurchase Program

During the year ended December 31, 2025, the Company repurchased and retired 685,313 shares of its common stock for \$3,345,000. During the year ended December 31, 2024, the Company repurchased and retired 831,000 shares of its common stock for \$4,452,000. As of December 31, 2025, the Company had \$1,397,000 available to repurchase common shares under the repurchase program. The excess of repurchase price over par value is allocated between additional paid-in capital and retained earnings.

#### Option Activity

The 2004 Stock Option Plan (the "2004 Plan") was an equity compensation plan that provided for grants of stock options to eligible individuals. The 2004 Plan was intended to recognize the contributions made to the Company by key employees of the Company, provide key employees with additional incentive to devote themselves to the future success of the Company and improve the ability of the Company to attract, retain and motivate individuals. The 2004 Plan also was intended as an incentive to certain members of the Board of Directors of the Company to continue to serve on the Board of Directors and to devote themselves to the future success of the Company. The 2004 Plan provided for a total of 5,000,000 common shares eligible for issuance. Under the 2004 Plan, approximately 5,009,750 options had been granted as of December 31, 2020. Under the 2004 Plan, option grants have a three-year vesting period and, since 2005, expire no later than the fifth anniversary from the date of grant. The exercise price of the options was determined based on the fair market value of the stock on the date of grant.

At the Company's 2020 Annual Meeting of Shareholders held on June 9, 2020, the Company's shareholders approved the Alpha Pro Tech, Ltd. 2020 Omnibus Incentive Plan (the "2020 Incentive Plan"). The 2020 Incentive Plan provides for the grant of incentive and nonqualified stock options, stock appreciation rights, awards of restricted stock and restricted stock units, performance share awards, cash awards and other equity-based awards to employees (including officers), consultants and non-employee directors of the Company and its affiliates. A total of 1,800,000 shares of the Company's common stock were reserved for issuance under the 2020 Incentive Plan, plus the number of shares underlying any award granted under the 2004 Option Plan that expires, terminates or is cancelled or forfeited under the terms of the 2004 Option Plan. As a result of the approval of the 2020 Incentive Plan, no future equity awards will be made pursuant to the 2004 Option Plan. Although no new awards may be granted under the 2004 Option Plan, all previously granted awards under the 2004 Option Plan will continue to be governed by the terms of the 2004 Option Plan.

The following table summarizes restricted stock awards activity for the years ended December 31, 2025 and 2024:

# Alpha Pro Tech, Ltd.

## Notes to Consolidated Financial Statements

|                                    | <u>Shares</u>  | <u>Weighted-Average<br/>Grant Date Price<br/>Restricted stock awards</u> |
|------------------------------------|----------------|--|
| Outstanding, December 31, 2023     | 235,172        | \$4.21   |
| Granted to employees and directors | 29,675         | 5.56   |
| Vested                             | (8,172)        | 4.02   |
| Outstanding, December 31, 2024     | 256,675        | 4.38   |
| Granted to employees and directors | 32,330         | 5.11   |
| Vested                             | (29,675)       | 5.56   |
| Outstanding December 31, 2025      | <u>259,330</u> | 4.34   |

During the years ended December 31, 2025 and 2024, 32,330 and 29,675 restricted stock awards were granted under the 2020 Incentive Plan, respectively. The Company recognized \$485,000 and \$404,000 in compensation expense associated with outstanding restricted stock awards for the years ended December 31, 2025 and 2024, respectively. As of December 31, 2025, \$318,000 of total unrecognized compensation cost related to the restricted stock grants was expected to be recognized over a weighted-average remainder period of 0.74 years.

The following table summarizes option activity for the years ended December 31, 2025 and 2024:

|  | <u>Shares</u> | <u>Weighted<br/>Average<br/>Exercise Price<br/>Per Option</u> |
|--|---------------|---|
| Options outstanding, December 31, 2023 | 292,766       | \$3.71  |
| Exercised                              | (231,666)     | 3.59  |
| Options outstanding, December 31, 2024 | 61,100        | 4.17  |
| Options outstanding, December 31, 2025 | 61,100        | 4.17  |
| Options exercisable, December 31, 2025 | <u>45,632</u> | 4.15  |

Stock options to purchase 61,100 shares of common stock were outstanding as of both December 31, 2025 and 2024. All of the stock options were included in the computation of the weighted-average number of dilutive common shares outstanding for both the years ended December 31, 2025 and 2024.

The Company used the Black-Scholes option-pricing model to value the options. The Company uses historical data to estimate the expected term of the options. The risk-free interest rate for periods consistent with the expected term of the award is based on the U.S. Treasury rates in effect at the time of grant. The expected volatility is based on historical volatility. The Company uses an estimated dividend payout ratio of zero, as the Company has not paid dividends in the past and, at this time, does not expect to do so in the foreseeable future. The Company accounts for option forfeitures as they occur.

The following table summarizes information about stock options as of December 31, 2025:

# Alpha Pro Tech, Ltd.

## Notes to Consolidated Financial Statements

| Range of Exercise Prices | Options Outstanding |                                 |   |                           | Options Exercisable |                                 |   |                           |
|--------------------------|---------------------|---------------------------------|---|---------------------------|---------------------|---------------------------------|---|---------------------------|
|                          | Options             | Weighted Average Exercise Price | Weighted Average Remaining Contract Life (in years) | Aggregate Intrinsic Value | Options             | Weighted Average Exercise Price | Weighted Average Remaining Contract Life (in years) | Aggregate Intrinsic Value |
|                          |                     |                                 |   |                           |                     |                                 |   |                           |
| \$3.99-\$4.23            | 61,100              | \$4.17                          | 2.5   | \$16,000                  | 45,632              | \$4.15                          | 2.42  | \$13,000                  |

The intrinsic value is the amount by which the market value of the underlying common stock exceeds the exercise price of the respective stock options. The aggregate intrinsic value of stock options exercised during the years ended December 31, 2025 and 2024, was \$0 and \$497,000, respectively.

As of December 31, 2025, \$33,000 of total unrecognized compensation cost related to stock options was expected to be recognized over a weighted-average remaining period of 0.74 years.

### Dividends

The holders of the Company's common stock are entitled to receive such dividends as may be declared by the Board of Directors of the Company from time to time to the extent that funds are legally available for payment thereof. The Company has never declared or paid any dividends on any of its outstanding shares of common stock. The Board of Directors' current policy is not to pay dividends but rather to use available funds to repurchase common shares in accordance with the Company's repurchase program and to fund the continued development and growth of the Company. Consequently, the Company currently has no plans to pay cash dividends in the foreseeable future.

### 9. Accumulated Other Comprehensive Loss

Accumulated other comprehensive loss, a component of shareholders' equity, consists of foreign currency translation adjustments related to foreign currency gains or losses on our unconsolidated affiliate as its functional currency is other than the U.S. dollar. The resulting foreign currency translation gains or losses are deferred as AOCL and reclassified to earnings only upon sale or liquidation of that business. The accumulated other comprehensive loss on equity in unconsolidated affiliate was \$1,947,000 and \$1,499,000 as of December 31, 2025 and 2024, respectively.

### 10. Income Taxes

President Trump signed into laws the One Big Beautiful Bill Act "OBBBA" on July 4, 2025. This bill included various tax provisions, many of which are applicable for most, if not all, of the 2025 tax year. Most impactful for the Company are changes related to section 174 for R&D expenditures and section 168 for bonus depreciation.

The OBBBA enacted new Section 174A, which permanently allows taxpayers to fully expense domestic research or experimental expenditures paid or incurred in taxable years beginning after December 31, 2024. Foreign R&D expenditures must still be capitalized and amortized over 15 years. Additionally, the new rules provide options to account for any remaining unamortized domestic R&D expenditures paid or incurred in the taxable years beginning after December 31, 2021 and before January 1, 2025. Taxpayers may continue to amortize such unamortized amounts over the remaining five-year period; alternatively, they may elect to deduct any remaining unamortized domestic expenditures either entirely in the first tax year beginning after December 31, 2024, or ratably over two taxable years. The Company is electing to deduct these remaining unamortized costs entirely in 2025.

The OBBBA also permanently restored 100% bonus depreciation under Section 168(k) for qualified property acquired and placed in service after January 19, 2025. This reverses the phasedown schedule enacted under the Tax Cuts and Jobs Act ("TCJA"), which would have reduced bonus depreciation to 40% for property placed into service in 2025 and eliminated it entirely by 2027. The Company is claiming 40% bonus on any 2025 assets placed in service before January 19 and 100% bonus on all remaining assets placed in service through the remainder of the year.

# Alpha Pro Tech, Ltd.

## Notes to Consolidated Financial Statements

The provision (benefit) for income taxes consisted of the following:

|                            | <b>For the Years Ended December 31,</b> |                     |
|----------------------------|---|---------------------|
|                            | <b>2025</b>                             | <b>2024</b>         |
| Current                    |   |                     |
| Federal                    | \$ 633,000                              | \$ 748,000          |
| State                      | 232,000                                 | 175,000             |
| Foreign                    | 97,000                                  | 107,000             |
| Deferred                   |   |                     |
| Federal                    | 127,000                                 | 40,000              |
| State                      | 49,000                                  | 21,000              |
| Provision for income taxes | <u>\$ 1,138,000</u>                     | <u>\$ 1,091,000</u> |

Deferred income tax assets (liabilities) consisted of the following:

|                                     | <b>December 31,</b> |                     |
|-------------------------------------|---------------------|---------------------|
|                                     | <b>2025</b>         | <b>2024</b>         |
| Temporary differences:              |                     |                     |
| Property and equipment              | \$ (1,361,000)      | \$ (1,234,000)      |
| Intangible assets                   | 24,000              | 158,000             |
| Inventory reserve                   | 81,000              | 87,000              |
| Accrued expenses and inventory      | 475,000             | 392,000             |
| Right of use of asset               | (1,633,000)         | (1,872,000)         |
| Foreign exchange                    | 25,000              | 29,000              |
| Lease liability                     | 1,655,000           | 1,885,000           |
| AMT/foreign tax credits             | 233,000             | 188,000             |
| State income taxes                  | (178,000)           | (136,000)           |
| Net deferred income tax liabilities | <u>\$ (679,000)</u> | <u>\$ (503,000)</u> |

The provision for income taxes differs from the amount that would be obtained by applying the U.S. statutory rate to income before income taxes as a result of the following:

|                                      | <b>For the Years Ended December 31,</b> |               |                     |               |
|--------------------------------------|---|---------------|---------------------|---------------|
|                                      | <b>2025</b>                             |               | <b>2024</b>         |               |
| Income taxes based on U.S.           |   |               |                     |               |
| statutory rate of 21%                | \$ 980,000                              | 21.0 %        | \$ 1,054,000        | 21.0 %        |
| Non-deductible meals & entertainment | 10,000                                  | 0.2           | 9,000               | 0.2           |
| FDII deduction                       | (4,000)                                 | -0.1          | (5,000)             | -0.1          |
| Foreign taxes                        | (80,000)                                | -1.7          | (136,000)           | -2.7          |
| State taxes                          | 250,000                                 | 5.4           | 200,000             | 4.0           |
| Stock compensation                   | 2,000                                   | 0.0           | (33,000)            | -0.7          |
| Other                                | (20,000)                                | -0.4          | 2,000               | 0.0           |
| Provision for income taxes           | <u>\$ 1,138,000</u>                     | <u>24.4 %</u> | <u>\$ 1,091,000</u> | <u>21.7 %</u> |

# Alpha Pro Tech, Ltd.

## Notes to Consolidated Financial Statements

---

Cash paid for taxes:

|                                  | For the Years Ended December 31, |                     |
|----------------------------------|----------------------------------|---------------------|
|                                  | 2025                             | 2024                |
| Federal                          | \$ 494,000                       | \$ 1,119,000        |
| State                            | 257,000                          | 190,000             |
| Foreign                          | 139,000                          | 126,000             |
| Total taxes paid, net of refunds | <u>\$ 890,000</u>                | <u>\$ 1,435,000</u> |

Foreign taxes paid were all paid to Canada. In 2025, taxes paid to Illinois was \$79,000, which exceeded 5% of total income taxes paid.

### 11. Leases

**Operating Lease Commitments:** The Company leases its facilities under non-cancelable operating leases expiring on various dates through December 31, 2034. The Company has operating leases for the Company's corporate office and manufacturing facilities, which expire at various dates through 2034. The Company's primary operating lease commitments as of December 31, 2025, related to the Company's manufacturing facilities in Valdosta, Georgia and Nogales, Arizona, as well as the Company's corporate headquarters in Aurora, Ontario, Canada.

As of December 31, 2025, the Company had operating lease right-of-use assets of \$7,775,000 and operating lease liabilities of \$7,882,000. As of December 31, 2025, the Company did not have any finance leases recorded on the consolidated balance sheet. Operating lease expenses were approximately \$1,507,000 and \$1,650,000 for the years ended December 31, 2025 and 2024, respectively.

The aggregate future minimum lease payments and reconciliation to lease liabilities as of December 31, 2025, were as follows:

|                                     |                     |
|-------------------------------------|---------------------|
|                                     | <u>December 31,</u> |
| 2026                                | \$ 1,473,000        |
| 2027                                | 1,459,000           |
| 2028                                | 1,489,000           |
| 2029                                | 1,520,000           |
| 2030                                | 644,000             |
| Thereafter                          | 4,212,000           |
| Total future minimum lease payments | <u>10,797,000</u>   |
| Less imputed interest               | <u>(2,915,000)</u>  |
| Total lease liabilities             | <u>\$ 7,882,000</u> |

As of December 31, 2025, the weighted average remaining lease term of the Company's operating leases was 9.42 years. During the year ended December 31, 2025, the weighted average discount rate with respect to these leases was 7.00%.

### 12. Legal Proceedings

The Company is subject to various pending and threatened litigation actions in the ordinary course of business. Although it is not possible to determine with certainty at this point in time what liability, if any, the Company will have as a result of such litigation, based on consultation with legal counsel, management does not anticipate that the ultimate liability, if any, resulting from such litigation will have a material effect on the Company's financial condition and results of operations.

### 13. Employee Benefit Plans

The Company has certain benefit plans. Under the plans, employees may contribute up to 12% of their gross earnings subject to certain limitations. The Company contributes an additional 0.5% of gross earnings for those employees contributing 1% of their gross earnings and contributes 1% of gross earnings for those employees contributing between 2% and 12% of their gross earnings. The total amounts contributed to the plans by the Company was \$46,000 for both years ended December 31, 2025 and

# Alpha Pro Tech, Ltd.

## Notes to Consolidated Financial Statements

2024.

The Company does not have any other significant pension, profit sharing or similar plans established for its employees. Pursuant to his employment agreement with the Company, Lloyd Hoffman, our President and Chief Executive Officer, is contractually entitled to receive from the Company at the conclusion of each fiscal year a cash bonus in an amount equal to 5% pre-tax profits of the Company, excluding bonus expense, as presented in the Company's audited consolidated statements of income for such fiscal year, subject to a maximum payment of \$1,000,000. The Company accrued \$246,000 for the year ended December 31, 2025, compared to \$264,000 for 2024, in connection with the bonus.

### 14. Activity of Business Segments

The Company operates through two business segments:

(1) **Building Supply**: consisting of a line of construction supply weatherization products. The construction supply weatherization products consist of housewrap and synthetic roof underlayment and synthetic roof underlayment accessories, as well as other woven material. The majority of the Company's equity in income of unconsolidated affiliate (Harmony) is included in the total segment income for the Building Supply segment.

(2) **Disposable Protective Apparel**: consisting of a complete line of disposable protective garments, including shoecovers (including the Aqua Trak® and spunbond shoecovers), bouffant caps, coveralls, frocks, lab coats, gowns and hoods, as well as face masks and face shields for the pharmaceutical, cleanroom, industrial, medical and dental markets. A portion of the Company's equity in income of unconsolidated affiliate (Harmony) is included in the total segment income for the Disposable Protective Apparel segment.

The accounting policies of the segments are the same as those described previously under Summary of Significant Accounting Policies (see Note 2). Segment data excludes charges allocated to the principal executive office and other corporate unallocated expenses and income taxes. The chief operating decision maker ("CODM") of the Company is the Company's chief executive officer. The CODM assesses performance and decides how to allocate resources, including (1) employees, and (2) financial or capital resources, based on net sales.

The following table provides segment information as described below:

|                                     | Years Ended December 31, |                     | Years Ended December 31,             |                     |
|-------------------------------------|--------------------------|---------------------|--------------------------------------|---------------------|
|                                     | 2025                     | 2024                | 2025                                 | 2024                |
|                                     | <b>Building Supply</b>   |                     | <b>Disposable Protective Apparel</b> |                     |
| Segment sales                       | \$ 36,031,000            | \$ 35,965,000       | \$ 23,111,000                        | \$ 21,875,000       |
| Less:                               |                          |                     |                                      |                     |
| Cost of goods sold                  | 23,179,000               | 22,902,000          | 13,426,000                           | 12,005,000          |
| Selling, general and administrative | 6,830,000                | 7,191,000           | 5,422,000                            | 5,375,000           |
| Depreciation and amortization       | 711,000                  | 661,000             | 112,000                              | 108,000             |
| Other income                        | (155,000)                | (535,000)           | (27,000)                             | (94,000)            |
| Segment net income                  | <u>\$ 5,466,000</u>      | <u>\$ 5,746,000</u> | <u>\$ 4,178,000</u>                  | <u>\$ 4,481,000</u> |

# Alpha Pro Tech, Ltd.

## Notes to Consolidated Financial Statements

---

The following table presents net sales for each segment:

|                               | Years Ended December 31, |                      |
|-------------------------------|--------------------------|----------------------|
|                               | 2025                     | 2024                 |
| Building Supply               | \$ 36,031,000            | \$ 35,965,000        |
| Disposable Protective Apparel | 23,111,000               | 21,875,000           |
| Consolidated net sales        | <u>\$ 59,142,000</u>     | <u>\$ 57,840,000</u> |

The following table presents the reconciliation of total segment income to total consolidated net income:

|   | Years Ended December 31, |                     |
|---|--------------------------|---------------------|
|   | 2025                     | 2024                |
| Building Supply                         | \$ 5,466,000             | \$ 5,746,000        |
| Disposable Protective Apparel           | 4,178,000                | 4,481,000           |
| Total segment income                    | 9,644,000                | 10,227,000          |
| Unallocated corporate overhead expenses | 4,975,000                | 5,207,000           |
| Provision for income taxes              | 1,138,000                | 1,091,000           |
| Consolidated net income                 | <u>\$ 3,531,000</u>      | <u>\$ 3,929,000</u> |

The following table presents net sales and long-lived assets, net of accumulated depreciation and amortization, information by geographic area:

|                                | Years Ended December 31, |                      |
|--------------------------------|--------------------------|----------------------|
|                                | 2025                     | 2024                 |
| Net sales by geographic region |                          |                      |
| United States                  | \$ 58,527,000            | \$ 57,211,000        |
| International                  | 615,000                  | 629,000              |
| Consolidated net sales         | <u>\$ 59,142,000</u>     | <u>\$ 57,840,000</u> |

|   | As of December 31,  |                     |
|---|---------------------|---------------------|
|   | 2025                | 2024                |
| Long-lived assets, net by geographic region |                     |                     |
| United States                               | \$ 6,953,000        | \$ 7,325,000        |
| International                               | 1,281,000           | 1,195,000           |
| Consolidated total long-lived assets, net   | <u>\$ 8,234,000</u> | <u>\$ 8,520,000</u> |

Net sales by geographic region are based on the countries in which our customers are located. For the year ended December 31, 2025, the Company did not generate sales from any single country, except the United States, that were significant to the Company's consolidated net sales.

# Alpha Pro Tech, Ltd.

## Notes to Consolidated Financial Statements

The following table presents the consolidated net property, equipment, goodwill and intangible assets by segment:

|                               | As of December 31, |              |
|-------------------------------|--------------------|--------------|
|                               | 2025               | 2024         |
| Building Supply               | \$ 5,617,000       | \$ 6,069,000 |
| Disposable Protective Apparel | 1,451,000          | 1,424,000    |
| Total segment assets          | 7,068,000          | 7,493,000    |
| Unallocated corporate assets  | 1,221,000          | 1,082,000    |
| Total consolidated assets     | \$ 8,289,000       | \$ 8,575,000 |

### 15. Concentration of Risk

The Company maintains its cash and cash equivalents in various bank accounts, the balances of which at times may exceed federally insured limits. The Company has not experienced any losses related to these accounts, and management does not believe that the Company is exposed to significant credit risk.

Management believes that adequate provision has been made for risk of loss on all credit transactions.

The Company buys a significant amount of its disposable protective apparel products from a limited number of contract manufacturers located in Asia and, to a much lesser extent, a contract manufacturer in Mexico. Management believes that other suppliers could provide similar products at comparable terms. A change in suppliers, however, could cause a delay in shipment and a possible loss of sales, which would affect operating results adversely.

The Building Supply segment buys semi-finished housewrap and synthetic roof underlayment from its joint venture, Harmony, located in India. Although there are a limited number of manufacturers of the particular product, management believes that other suppliers could provide similar products at comparable terms. A change in suppliers, however, could cause a delay in shipment and a possible loss of sales, which would affect operating results adversely.

The Company provides products to customers located primarily in the United States. Customers accounting for 10% or more of accounts receivable as of December 31, 2025 and 2024, and 10% or more of net sales for the years ended December 31, 2025 and 2024, were as follows:

|                             | December 31, |      |
|-----------------------------|--------------|------|
|                             | 2025         | 2024 |
| <b>Accounts Receivable:</b> |              |      |
| Customer A                  | 53%          | 36%  |
| Customer B                  | *            | 14%  |
| <b>Net sales:</b>           |              |      |
| Customer A                  | 24%          | 20%  |
| Customer B                  | 15%          | 15%  |
| Customer C                  | 11%          | 13%  |

\* Customer's balance was below the 10% threshold for accounts receivable and/or net sales as of and for the year ended December 31, 2025.

### 16. Employment Agreements

The Company has entered into an employment agreement with its current President and Chief Executive Officer, which has a term of approximately five years, and which renews in accordance with its terms. The agreement provides that, if the officer's employment is terminated without cause, as defined in the agreements, the officer is entitled to receive certain severance payments. If termination occurs due to retirement, the officer will enter into a four-year consulting arrangement with the

# Alpha Pro Tech, Ltd.

## Notes to Consolidated Financial Statements

---

Company at a specified percentage of the officer's then current salary. Upon death or disability, the Company will also make certain payments to the officer or the officer's estate or beneficiary, as applicable.

### 17. Related Party Transactions

During 2025, the Company's only material related party transactions were the Company's transactions with its non-consolidated affiliate, Harmony (see Note 6.)

### 18. Subsequent Events

The Company has reviewed and evaluated whether any additional material subsequent events have occurred from December 31, 2025 through the filing date of the Company's Annual Report on Form 10-K. All appropriate subsequent event disclosures have been made in the consolidated financial statements.

## **Item 9. Changes in and Disagreements with Accountants on Accounting and Financial Disclosure.**

None.

## **Item 9A. Controls and Procedures.**

### **Evaluation of Disclosure Controls and Procedures**

Under the supervision and with the participation of our management, including our (i) President and Chief Executive Officer (principal executive officer) and (ii) Chief Financial Officer (principal financial officer), we evaluated the effectiveness of the design and operation of our disclosure controls and procedures (as such term is defined in Rule 13a-15(e) and Rule 15d-15(e) under the Securities Exchange Act of 1934 (the “Exchange Act”)) as of December 31, 2025 pursuant to the evaluation of these controls and procedures required by Rule 13a-15 of the Exchange Act. Disclosure controls and procedures are the controls and other procedures that we have designed to ensure that we record, process, summarize and report in a timely manner the information that we must disclose in reports that we file with or submit to the SEC under the Exchange Act. Disclosure controls and procedures include controls and procedures designed to ensure that information we are required to disclose is accumulated and communicated to our management, including our principal executive and principal financial officers as appropriate to allow timely decisions regarding required disclosure.

In designing and evaluating our disclosure controls and procedures, we recognize that any controls and procedures, no matter how well designed and operated, can provide only reasonable assurance of achieving the desired control objectives and that we are required to apply our judgment in evaluating the cost-benefit relationship of possible controls and procedures.

Based on the evaluation of our disclosure controls and procedures, our Chief Executive Officer and Chief Financial Officer concluded that our disclosure controls and procedures were effective at the reasonable assurance level as of the end of the period covered by this report.

### **Management’s Report on Internal Control over Financial Reporting**

This report is included in Item 8 and is incorporated herein by reference.

### **Attestation Report of the Independent Registered Public Accounting Firm**

As a result of being a smaller reporting company, we are not required to provide an attestation report from our independent registered public accounting firm regarding our internal control over financial reporting. We have elected not to include such an attestation report in this Annual Report on Form 10-K, which election was approved by the Audit Committee of the Company’s Board of Directors.

### **Changes in Internal Control Over Financial Reporting**

During the fourth quarter of the year ended December 31, 2025, there was no change in our internal control over financial reporting (as such term is defined in Rule 13a-15(f) and Rule 15d-15(f) under the Exchange Act) that has materially affected, or is reasonably likely to materially affect, our internal control over financial reporting.

## **Item 9B. Other Information.**

(a) None.

(b) From time to time, members of the Company’s Board of Directors and officers of the Company may enter into Rule 10b5-1 trading plans, which allow for the purchase or sale of common stock under pre-established terms at times when directors and officers might otherwise be prevented from trading under insider trading laws or because of self-imposed blackout periods. Such trading plans are intended to satisfy the affirmative defense conditions of Rule 10b5-1(c) under the Exchange Act and comply with the Company’s insider trading policy. During the three months ended December 31, 2025, none of the Company’s directors or officers adopted or terminated a “Rule 10b5-1 trading arrangement” or a “non-Rule 10b5-1 trading arrangement,” as each term is defined in Item 408 of Regulation S-K.

## **Item 9C. Disclosure Regarding Foreign Jurisdictions that Prevent Inspections.**

N/A.

## PART III

### Item 10. Directors, Executive Officers and Corporate Governance.

We have adopted a Code of Business Conduct and Ethics applicable to all of our directors, officers and employees. A copy of the Code of Business Conduct and Ethics is available on the Company’s website at [www.alphaprotech.com](http://www.alphaprotech.com) in the “Investors” section under “Corporate Governance.” We intend to disclose any amendments to the Code of Business Conduct and Ethics, as well as any waivers for executive officers or directors, on our website at [www.alphaprotech.com](http://www.alphaprotech.com).

#### Insider Trading Policy

The Company has a Policy on Insider Trading (the “Policy”) governing the purchase, sale and other dispositions of the Company’s securities that applies to all Company personnel, including directors, officers, employees, and other covered persons. The Company believes that this Policy is reasonably designed to promote compliance with insider trading laws, rules and regulations, and listing standards applicable to the Company. A copy of the Policy is filed as Exhibit 19 to this Form 10-K.

Other information required by this Item is incorporated by reference pursuant to General Instruction G(3) of Form 10-K from the Company’s definitive Proxy Statement for the 2026 Annual Meeting of Shareholders to be filed with the Securities and Exchange Commission (“SEC”) pursuant to Regulation 14A. The registrant’s definitive Proxy Statement for the Annual Meeting of Shareholders will be filed with the SEC within 120 days of December 31, 2025.

### Item 11. Executive Compensation.

The information required by this Item is incorporated by reference pursuant to General Instruction G(3) of Form 10-K from the Company’s definitive Proxy Statement for the 2026 Annual Meeting of Shareholders to be filed with the SEC pursuant to Regulation 14A. The registrant’s definitive Proxy Statement for the Annual Meeting of Shareholders will be filed with the SEC within 120 days of December 31, 2025.

### Item 12. Security Ownership of Certain Beneficial Owners and Management and Related Shareholder Matters.

#### Securities Authorized for Issuance Under Equity Compensation Plans

The following table summarizes the securities that have been authorized for issuance as of December 31, 2025 under Alpha Pro Tech, Ltd. 2020 Omnibus Incentive Plan (the “2020 Incentive Plan”), which was previously approved by our shareholders at the 2020 Annual Meeting of Shareholders. The 2020 Incentive Plan is described in Note 8 to the consolidated financial statements included in this Annual Report on Form 10-K.

| Plan Category  | Number of securities to be issued upon exercise of outstanding options, warrants and rights<br>(a) | Weighted-average exercise price of outstanding options, warrants and rights<br>(b) | Number of securities remaining available for future issuance under equity compensation plans (excluding securities reflected in column (a))<br>(c)(1) |
|--|--|--|---|
| Equity compensation plans approved by shareholders     | 61,100   | \$ 4.17  | 1,733,075(1)  |
| Equity compensation plans not approved by shareholders | -  | -  | -   |
| <b>Total</b>   | <b>61,100</b>  | <b>\$ 4.17</b>   | <b>1,733,075</b>  |

(1) Represents 1,733,075 shares of common stock issuable pursuant to our 2020 Incentive Plan. Does not include 259,330 of time-based restricted stock outstanding under our 2020 Incentive Plan as of December 31, 2025.

The other information required by this Item is incorporated by reference pursuant to General Instruction G(3) of Form 10-K from the Company's definitive Proxy Statement for the 2026 Annual Meeting of Shareholders to be filed with the SEC pursuant to Regulation 14A. The registrant's definitive Proxy Statement for the Annual Meeting of Shareholders will be filed with the SEC within 120 days of December 31, 2025.

**Item 13. Certain Relationships and Related Transactions, and Director Independence.**

The information required by this Item is incorporated by reference pursuant to General Instruction G(3) of Form 10-K from the Company's definitive Proxy Statement for the 2026 Annual Meeting of Shareholders to be filed with the SEC pursuant to Regulation 14A. The registrant's definitive Proxy Statement for the Annual Meeting of Shareholders will be filed with the SEC within 120 days of December 31, 2025.

**Item 14. Principal Accountant Fees and Services.**

The information required by this Item is incorporated by reference pursuant to General Instruction G(3) of Form 10-K from the Company's definitive Proxy Statement for the 2026 Annual Meeting of Shareholders to be filed with the SEC pursuant to Regulation 14A. The registrant's definitive Proxy Statement for the Annual Meeting of Shareholders will be filed with the SEC within 120 days of December 31, 2025.

**PART IV**

**Item 15. Exhibits and Financial Statement Schedules.**

**(a)(1) Financial Statements.**

The consolidated financial statements of the Company and its subsidiaries, included herein in Item 8, are as follows:

- Management's Report on Internal Control over Financial Reporting;
- Report of Independent Registered Public Accounting Firm;
- Consolidated Balance Sheets – December 31, 2025 and 2024;
- Consolidated Statements of Income – Years Ended December 31, 2025 and 2024;
- Consolidated Statements of Comprehensive Income – Years Ended December 31, 2025 and 2024;
- Consolidated Statements of Shareholders' Equity – Years Ended December 31, 2025 and 2024;
- Consolidated Statements of Cash Flows – Years Ended December 31, 2025 and 2024; and
- Notes to Consolidated Financial Statements.

**(a)(2) Financial Statement Schedules.**

The financial statement schedules pursuant to this Item are not included herein because they are not required for a smaller reporting company.

**(a)(3) & (b) Exhibits.**

The following exhibits are filed with this report or incorporated by reference:

**Item 16. Form 10-K Summary.**

The Company has elected not to provide a summary of the information contained in this report at this time.

**EXHIBIT INDEX**  
**ITEM 15(a)(3)**

| <u>Exhibit No.</u> | <u>Description</u>   |
|--------------------|--|
| 3.1.1              | Certificate of Incorporation of Alpha Pro Tech, Ltd., incorporated by reference to Exhibit 3(f) to Form 10-K for the year ended December 31, 1994, filed on March 31, 1995 (File No. 000-19893) (P).   |
| 3.1.2              | Certificate of Amendment of Certificate of Incorporation of Alpha Pro Tech, Ltd., incorporated by reference to Exhibit 3(j) to Form 10-K for the year ended December 31, 1994, filed on March 31, 1995 (File No. 000-19893) (P).   |
| 3.1.3              | Certificate of Ownership and Merger (BFD Industries, Inc. into Alpha Pro Tech, Ltd.), incorporated by reference to Exhibit 3(l) to Form 10-K for the year ended December 31, 1994, filed on March 31, 1995 (File No. 000-19893) (P).   |
| 3.2                | Amended and Restated Bylaws of Alpha Pro Tech, Ltd., incorporated by reference to Exhibit 3.1 to Form 8-K, filed on December 19, 2022 (File No. 000-19893).  |
| 4.1                | Description of securities registered pursuant to Section 12 of the Exchange Act, incorporated by reference to Exhibit 4.1 to Form 10-K for the year ended December 31, 2019, filed on March 10, 2020 (File No. 001-15725).   |
| 10.1               | Alpha Pro Tech, Ltd. 2004 Stock Option Plan (As Amended on June 7, 2010), incorporated by reference to Exhibit 10.1 to Form 8-K, filed on June 11, 2010.*  |
| 10.2               | Non-Qualified Stock Option Agreement of John Ritota, incorporated by reference to Exhibit 4.4 to Form S-8, filed on December 13, 2004 (File No. 333-121184).*  |
| 10.3               | Incentive Stock Option Agreement of Lloyd Hoffman, incorporated by reference to Exhibit 4.8 to Form S-8, filed on December 13, 2004 (File No. 333-121184).*  |
| 10.4               | Employment Agreement between the Company and Lloyd Hoffman, dated August 31, 2016, incorporated by reference to Exhibit 10.1 to Form 8-K, filed on September 2, 2016 (File No. 001-15725).*  |
| 10.4A              | Amendment One to Employment Agreement between the Company and Lloyd Hoffman, dated October 24, 2017, incorporated by reference to Exhibit 10.1 to Form 8-K, filed on October 26, 2017 (File No. 001-15725).*   |
| 10.5               | Alpha Pro Tech, Ltd. 2020 Omnibus Incentive Plan, incorporated by reference to Exhibit 10.1 to Form 8-K, filed on June 15, 2020 (File No. 001-15725).*   |
| 10.5A              | First Amendment to the Alpha Pro Tech, Ltd. 2020 Omnibus Incentive Plan, incorporated by reference to Exhibit 10.8A to Form 10-K for the year ended December 31, 2020, filed on March 10, 2021 (File No. 001-15725).*  |
| 10.6               | Form of Restricted Stock Award Agreement for Non-Employee Directors, incorporated by reference to Exhibit 10.9 to Form 10-K for the year ended December 31, 2020, filed on March 10, 2021 (File No. 001-15725).*   |
| 10.7               | Lease Agreement, effective as of January 1, 2024, by and between Alpha ProTech Engineered Products, Inc. and Edward Jennings, LLC, incorporated by reference to Exhibit 10.1 to Form 10-Q for the quarter ended March 31, 2024, filed on May 9, 2024 (File No. 000-15725).             |
| 10.8               | Commercial Lease and Deposit Receipt, effective as of March 1, 2024, by and between the Alpha Pro Tech, Inc., and Nogales Property Management, incorporated by reference to Exhibit 10.2 to Form 10-Q for the quarter ended March 31, 2024, filed on May 9, 2024 (File No. 000-15725). |
| 14                 | Alpha Pro Tech, Ltd. Code of Business Conduct and Ethics, incorporated by reference to Exhibit 10(r) to Form 10-K/A, filed on April 29, 2004 (File No. 001-15725).   |
| 19                 | Alpha Pro Tech, Ltd. Policy on Insider Trading, incorporated by reference to Exhibit 19 to Form 10-K for the year ended December 31, 2024, filed on March 12, 2025.  |
| 21                 | Subsidiaries of Alpha Pro Tech, Ltd.   |
| 23.1               | Consent of Independent Registered Public Accounting Firm.  |
| 31.1               | Certification of President and Chief Executive Officer pursuant to Rule 13a-14(a) and Rule 15d-14(a) of the Securities Exchange Act, as amended.   |
| 31.2               | Certification of Chief Financial Officer pursuant to Rule 13a-14(a) and Rule 15d-14(a) of the Securities Exchange Act, as amended.   |
| 32.1               | Certification Pursuant to 18 U.S.C. Section 1350, as Adopted Pursuant to Section 906 of the Sarbanes-Oxley Act of 2002 – President and Chief Executive Officer.  |

| <u>Exhibit No.</u> | <u>Description</u>   |
|--------------------|--|
| 32.2               | Certification Pursuant to 18 U.S.C. Section 1350, as Adopted Pursuant to Section 906 of the Sarbanes-Oxley Act of 2002 – Chief Financial Officer.  |
| 97                 | Policy Regarding Recovery of Erroneously-Awarded Compensation, incorporated by reference to Exhibit 97 to Form 10-K for the year ended December 31, 2023, filed on March 13, 2024 (File No. 001-15725),                  |
| 101                | Interactive Data Files for Alpha Pro Tech, Ltd’s Form 10-K for the period ended December 31, 2025, formatted in Inline XBRL.   |
| 104                | Cover Page Interactive Data File (embedded within the Inline XBRL and contained in Exhibit 101).<br>* Indicates a management contract or compensatory plan or arrangement.<br>(P) Indicates a paper filing with the SEC. |

## SIGNATURES

Pursuant to the requirements of Section 13 or 15(d) of the Securities Exchange Act of 1934, the registrant has duly caused this report to be signed on its behalf by the undersigned, thereunto duly authorized.

### ALPHA PRO TECH, LTD.

DATE: March 11, 2026 BY: /s/Lloyd Hoffman  
Lloyd Hoffman  
President and Chief Executive Officer

DATE: March 11, 2026 BY: /s/Colleen McDonald  
Colleen McDonald  
Chief Financial Officer

Pursuant to the requirements of the Securities Exchange Act of 1934, this report has been signed below by the following persons on behalf of the registrant and in the capacities and on the dates indicated.

/s/Lloyd Hoffman March 11, 2026  
Lloyd Hoffman, President and Chief Executive Officer and Director  
(Principal Executive Officer)

/s/Colleen McDonald March 11, 2026  
Colleen McDonald, Chief Financial Officer  
(Principal Financial and Accounting Officer)

/s/Danny Montgomery March 11, 2026  
Danny Montgomery, Senior Vice President Manufacturing and Director

/s/Donna Millar March 11, 2026  
Donna Millar, Investor Relations and Director

/s/David Garcia March 11, 2026  
David Garcia, Director

/s/Dr. John Ritota March 11, 2026  
Dr. John Ritota, Director

/s/James Buchan March 11, 2026  
James Buchan, Director

/s/Benjamin Shaw March 11, 2026  
Benjamin Shaw, Director

(This page intentionally left blank)

# CORPORATE INFORMATION

## MARKET FOR SHARES

The Company's common shares are quoted on the NYSE American Exchange under the trading symbol "APT."

As of April 13, 2026 there were 10,216,932 shares outstanding and 75 registered shareholders of Alpha Pro Tech, Ltd.

## DIVIDEND POLICY

The holders of the Company's common stock are entitled to receive such dividends as may be declared by the Board of Directors of the Company from time to time to the extent that funds are legally available for payment thereof. The Company has never declared or paid any dividends on any of its outstanding shares of common stock. It is the current policy of the Board of Directors to retain any earnings to provide for the development and growth of the Company. Consequently, the Company has no current intention to pay cash dividends in the foreseeable future.

## TRANSFER AGENT AND REGISTRAR

Shareholders should refer specific questions concerning their stock certificates, in writing, directly to the Transfer Agent and Registrar at:

Equiniti Trust Company LLC  
48 Wall Street, Floor 23  
New York, NY 10005

## INDEPENDENT REGISTERED PUBLIC ACCOUNTING FIRM

Tanner LLP  
3300 N. Triumph Blvd., Suite 410  
Lehi, UT 84043

## LEGAL COUNSEL

Maynard Nexsen PC  
1901 6th Avenue N, Suite 1700  
Birmingham, AL 35203

## ANNUAL MEETING

The Annual Meeting of Shareholders will be held:  
Wednesday, June 10, 2026 at 9:30 am  
Microtel Inn & Suites  
180 Goulding Avenue  
Aurora, Ontario L4G 3Z2  
365-809-4680

## FORM 10-K

A copy of the Annual Report on Form 10-K filed by the Company with the Securities and Exchange Commission for the fiscal year ended December 31, 2025 is available upon request without charge to persons who are beneficial shareholders as of the record date for the 2026 Annual Meeting. Such written requests should be directed to:  
Alpha Pro Tech, Ltd.  
53 Wellington Street East  
Aurora, Ontario L4G 1H6

## OFFICERS AND DIRECTORS

### Lloyd Hoffman

President and Chief Executive Officer and Director

### Colleen McDonald

Chief Financial Officer

### Danny Montgomery

Sr. V.P. Manufacturing and Director

### Donna Millar

Investor Relations and Director

### David Garcia

Director  
Retired Independent Businessman

### Dr. John Ritota

Director  
Dentist – Ritota & Ritota P.A.

### James W.A. Buchan

Director  
Management – Bell Canada

### Benjamin A. Shaw

Director  
Sr. Director & Controller – Western Governors University



Corporate Head Office  
53 Wellington Street East  
Aurora, Ontario  
L4G 1H6  
Phone: 800 847-9725  
Fax: 905 479-9732  
Email: [ir@alphaprotech.com](mailto:ir@alphaprotech.com)